

The logo for DONE, featuring the word "DONE" in a bold, teal, sans-serif font. The letter "D" is stylized with a white circular element on its left side. The logo is contained within a white rounded square with a thin teal border.

DONE

MXG SERIES LED DRIVERS

DL-240W-DX-MXG SPEC V1.0


Features

- Class I structure
- Input voltage: 120-277 V ~ 50/60 Hz
- Efficiency :94%(Typ.)
- Constant power drive and constant current output control mode
- Metal shell structure, protection grade: IP67
- Lightning protection level: differential mode 6kV, common mode 15kV
- Function selection:
 - DALI-2 communication protocol (IEC62386-101/102/207)
 - Linear dimming, logarithmic dimming, scene control...
 - Auxiliary source: 12V/300mA
- Lifetime design: 5 years



Applications

Road lighting、Industrial lighting、Venue lighting
 Floodlight lighting、Landscape lighting、Plant lighting



Model list

Model NO.	Input voltage	Output power	Output voltage	The default current	Eff.	T.H.D	PF
DL-240W-V56DX-MXG	120-277V 50/60Hz	240W	25-56Vdc	6.0A	≥92%	≤10%	≥0.95
DL-240W-V343DX-MXG	120-277V 50/60Hz	240W	171-343Vdc	0.7A	≥94%	≤10%	≥0.95

Note :

1. Test conditions of the above parameters: Ta=25℃, 230Vac input, full load operation for 30 minutes;

Input characteristics

Parameter	Min	Typ.	Max	Note
Rated input voltage	120Vac 150Vdc	230Vac	277Vac 420Vdc	
Input voltage range	108Vac	-	305Vac	
Rated frequency	47Hz	50/60Hz	63Hz	
Power factor	0.95	-	-	@230Vac full load, rated input voltage
Power factor	0.9	-	-	65%-100% load, 100-277VAC input
T.H.D.	-	-	10%	@230Vac full load
T.H.D.	-	-	20%	65%-100% load, 120-277VAC input
Input current	-	-	3.0A	@120Vac full load
Inrush current	-	-	100A	230Vac, cold start (25°C)

Output characteristic

Parameter	Min	Typ.	Max	Note
Rated current				
DL-240W-V56DX-MXG	-	4.29A	-	
DL-240W-V343DX-MXG	-	0.7A	-	
Output current range				
DL-240W-V56DX-MXG	3.5A	-	6.7A	
DL-240W-V343DX-MXG	0.5A	-	1.05A	
Output voltage range				
DL-240W-V56DX-MXG	25V	-	56V	
DL-240W-V343DX-MXG	171V	-	343V	
Rated power(120-277Vac)	-	240W	-	
No-load voltage				
DL-240W-V56DX-MXG	-	-	75V	
DL-240W-V343DX-MXG	-	-	400V	
Efficiency@120Vac				
DL-240W-V56DX-MXG	88%	90%	-	full load @120Vac
DL-240W-V343DX-MXG	89%	91%	-	

Output characteristic

Parameter	Min	Typ.	Max	Note
Efficiency@230Vac				
DL-240W-V56DX-MXG	91%	93%	-	full load @230Vac
DL-240W-V343DX-MXG	92%	94%		
Output Current Ripple	-	5% Iomax	-	100% load , 20 MHz BW ; Ripple =rms/ average
Accuracy of output current	-5%	-	+5%	full load
Line regulation	-3%	-	+3%	full load
Load regulation	-3%	-	+3%	full load
Starting time	300 ms	-	1000 ms	Full load@120-277Vac
12V output line voltage	10.8V	12V	13.2V	-
12V output line current	0 mA	-	300 mA	Reference ground is "Dim -"
12V output line transient peak current @6W	-	-	500 mA	In a 5.0ms cycle, the maximum duration of the maximum peak current of 500mA is 2ms, and the average value must not exceed 250mA

Note: The output current range is limited by the input and output voltage, please refer to "I-V WORKING AREA" for details.

Dimming characteristic

Dimming function	Min	Typ.	Max	Instructions
DA+, DA- High voltage level	9.5V	16V	22.5V	
DA+, DA- Low voltage level	-	0V	6.5V	
DA+, DA- Current	-	-	2mA	
Dimming output range	10%Iout	-	100%Iout	

Note:

- 1、 DA+, DA- support the maximum 310Vac misconnection
- 2、 The standby power consumption is less than 0.5W when it is turned off

Protection

Function	Function instructions
Output overload protection	Protection mode:hiccup mode,recovers automatically after fault condition is removed.
Output short circuit protection	Hiccup mode:recovers automatically after fault condition is removed
Over temperature protection	Self-recovery type: when the housing temperature is greater than 90℃, the output power decreases gradually.
Output over-voltage protection	Protection mode: Hiccup mode or clamped in output highest voltage , the product is not damaged, LED driver works normally after fault condition is removed.

Note:

1. Unless otherwise specified, all specifications and parameters shall be measured at the conditions of 230Vac (50Hz), rated load and 25℃ of ambient temperature;
2. Including setting error, line regulation and load regulation.

Environmental

Environmental categories	Parameter
Working temperature	-40 ~ +55°C @200-277Vac, -40 ~ +45°C @120-200Vac (refer to "Life Curve ")
Max.Case Temp.	-40 ~ 90°C
Working humidity	20 ~ 95% RH, non condensing
Storage temperature, humidity	-40 ~ +80°C, 10 ~ 95% RH
Resistant to vibration	10 ~ 500Hz, 5G 12 min/cycle, X, Y, Z axis 72 min each
MTBF	230Khrs min. MIL-HDBK-217F (Ta=25°C)
Lifetime	75,000 hours @Tcase≤75°C,230Vac, 80% Load, Please refer to "Tcase VS Lifetime" section

Safety and EMC

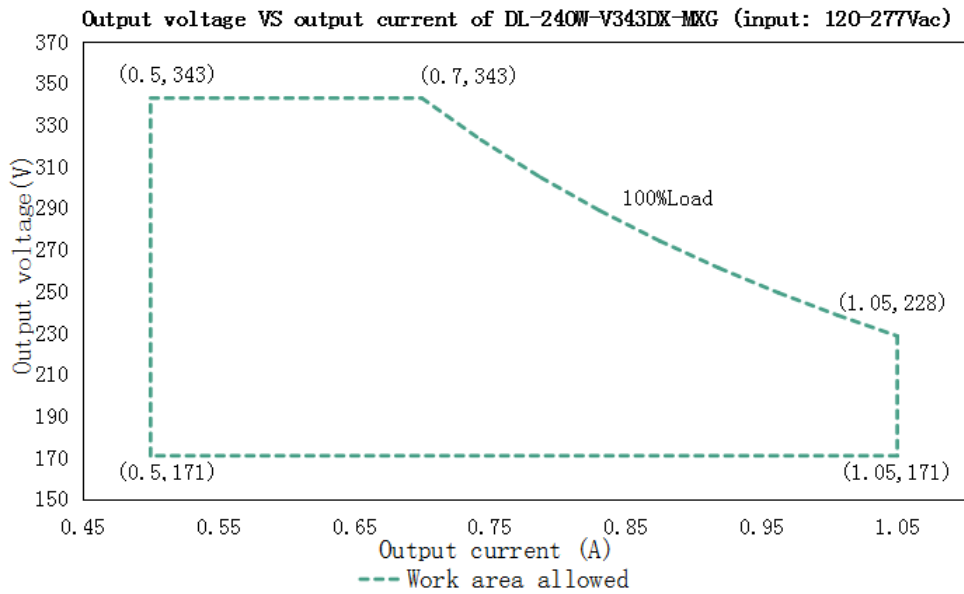
Safety categories	Standard
Safety	GB19510.1、GB19510.14、EN61347-1、EN61347-2-13、IEC61347-1、IEC61347-2-13、AS/NZS61347.1、AS61347.2.13、EN 62384、UL8750;
EMC	EN 55015、EN 61000-3-2 、GB/T 17743、GB17625.1、EN 61000-3-3
Surge protection	Differential mode L-N ±6KV (2 ohm),common mode L, N-PE± 15 KV (12 ohm); Refer to IEC61000-4-5 2014 Criterion B
High-pot test	I/P-O/P:3.75KVac I/P-PE :1.5KVac O/P-PE : 0.5KVac I/P-DIM:3.75KVac O/P-DIM:1.5KVac
Insulation impedance	I/P-PE:100MΩ / 500VDC; I/P-O/P:100MΩ / 500VDC / 25°C/ 70% RH
Leakage current	<0.7mA@277Vac
DALI-2 standards	Instruction
DALI-2	IEC 62386-101、 IEC 62386-102、 IEC 62386-207

Note:

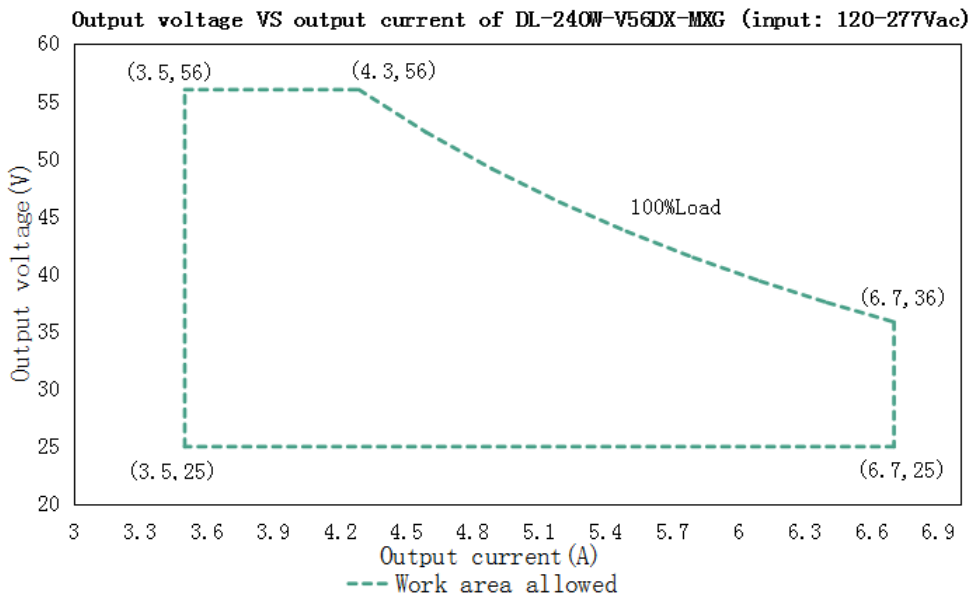
1.The driver is considered as a component that will be operated in combination with the final equipment. Since EMC performance will be affected by the complete installation,the final equipment manufacturers must re-qualify EMC Directive on the complete installation again.

2.DALI part:101、 102、 207

I-V Working Area

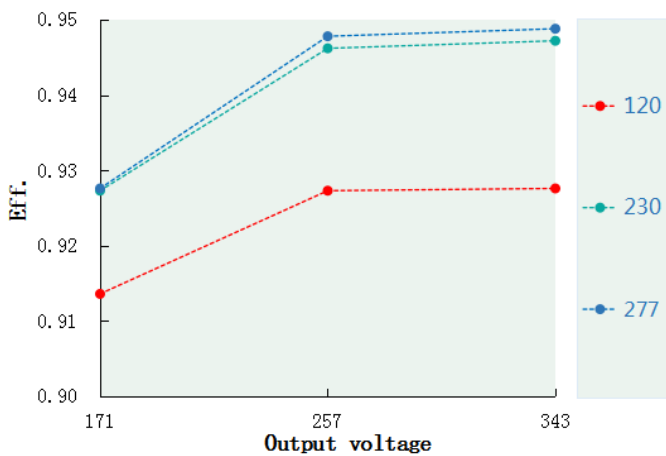


Load	Output								
Load working Voltage	171V	190V	205V	228V	251V	274V	297V	320V	343V
Io_MAX	1.05A	1.05A	1.05A	1.05A	0.96A	0.88A	0.81A	0.75A	0.7A
Po_MAX	167.5W	187.6W	214.4W	240W	241W	241.1W	240.6W	240W	240.1W

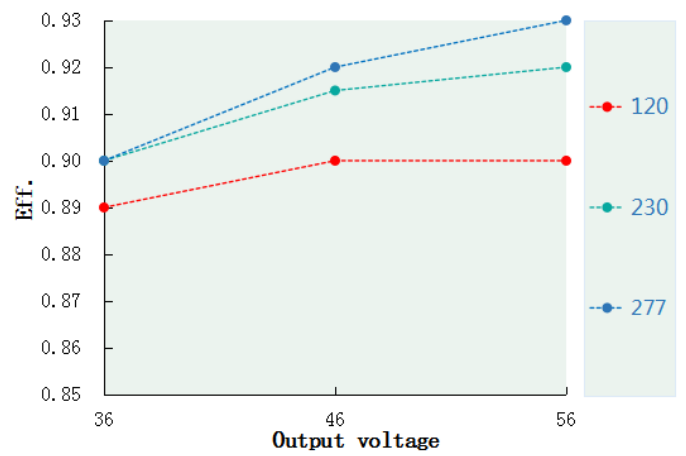


Load	Output								
Load working Voltage	25V	29V	33V	36V	40V	44V	48V	52V	56V
Io_MAX	6.67A	6.67A	6.67A	6.67A	6A	5.45A	5A	4.62A	4.29A
Po_MAX	166.75W	193.43W	220.11W	240W	240W	240W	240W	240W	240W

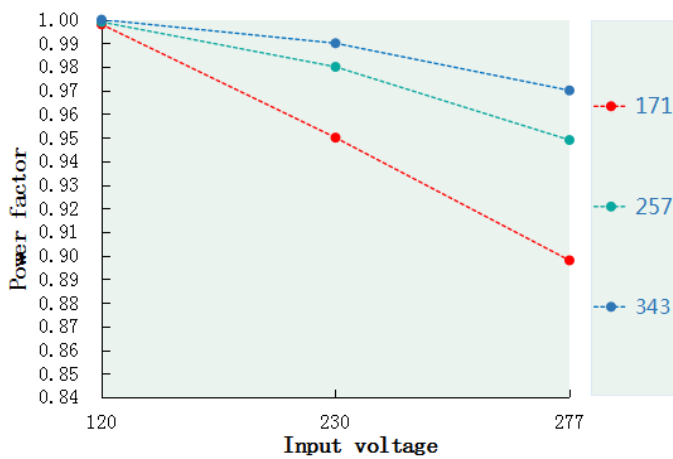
Eff. VS Output voltage(DL-240W-V343DX-MXG)



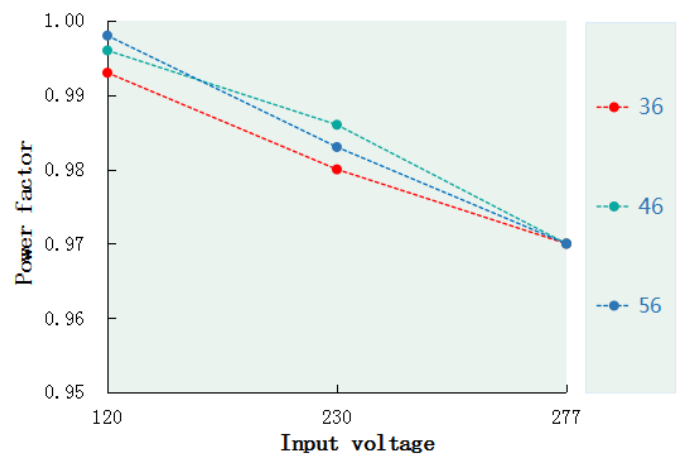
Eff. VS Output voltage(DL-240W-V56DX-MXG)



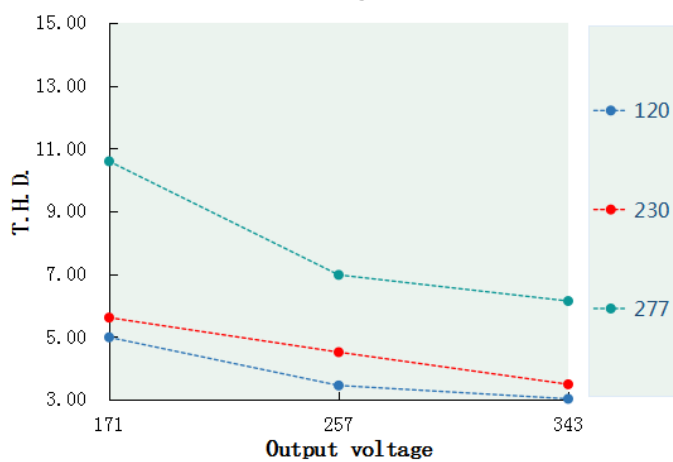
Power factor VS Input voltage(DL-240W-V343DX-MXG)



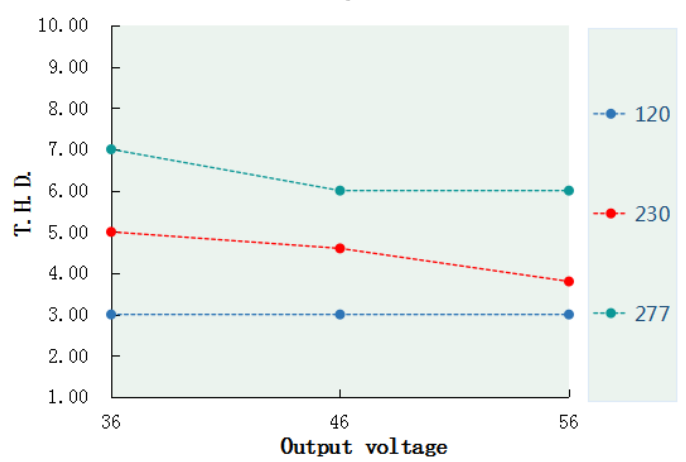
Power factor VS Input voltage(DL-240W-V56DX-MXG)



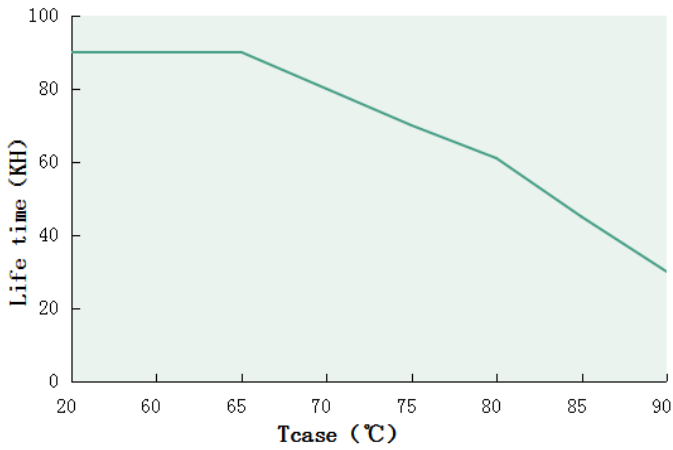
T.H.D. VS Output voltage(DL-240W-V343DX-MXG)



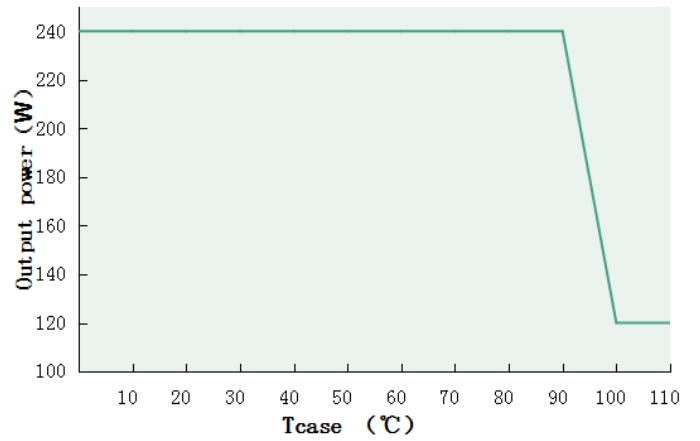
T.H.D. VS Output voltage(DL-240W-V56DX-MXG)



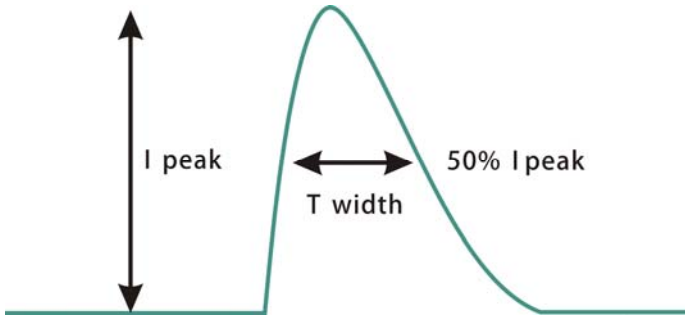
Tcase VS Lifetime(DL-240W-DX-MXG)



Output power VS Tcase (DL-240W-DX-MXG)



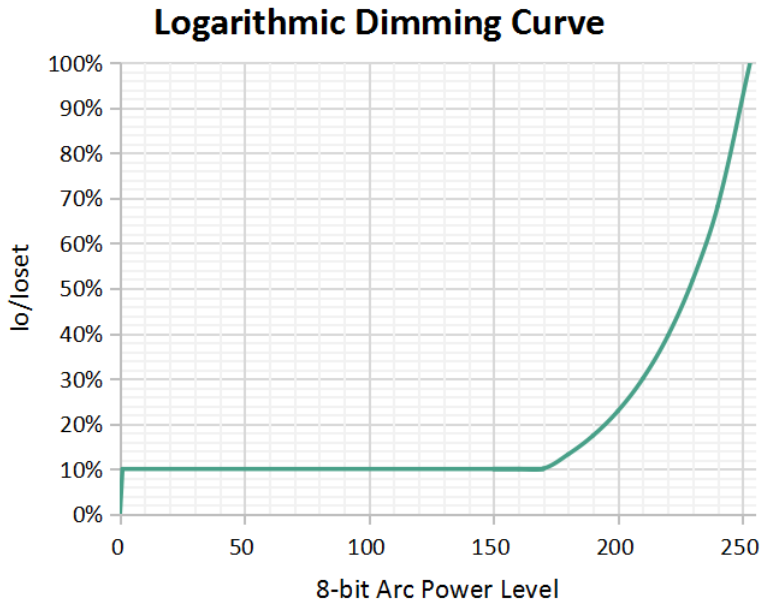
Inrush Current (DL-240W-DX-MXG)



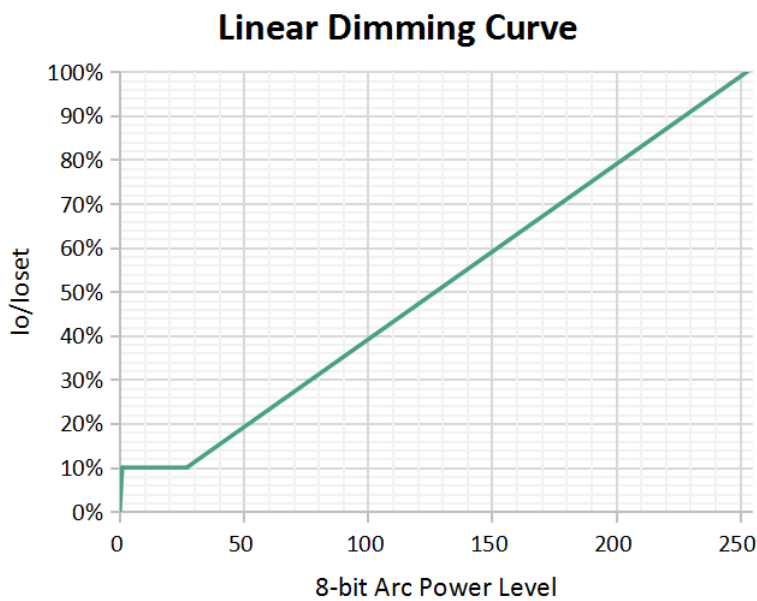
Input voltage	Peak current	T(@50% Peak current)
120Vac	78A	352us
230Vac	96.4A	362us
277Vac	107A	376us

Dali-2 dimming curve

Logarithmic Dimming Curve



Linear Dimming Curve



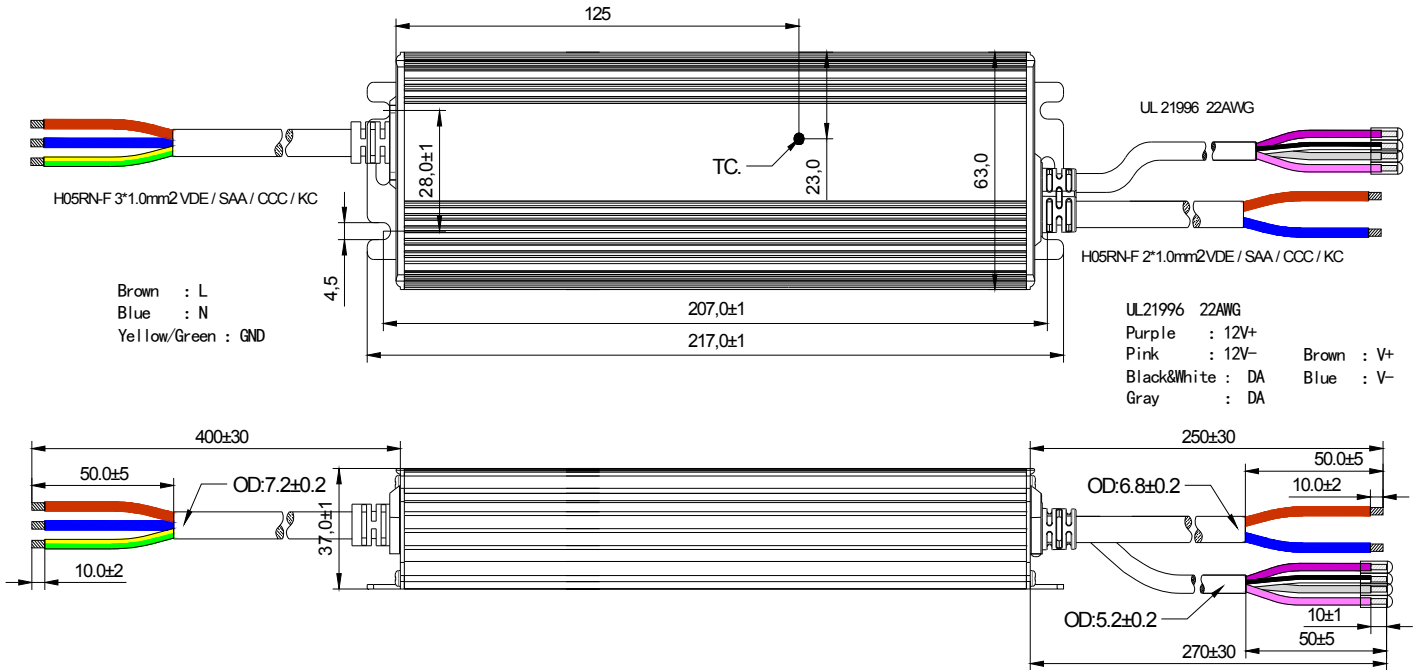
Note:

- 1.Factory default logarithmic dimming.

Mechanical specification

Size (mm) L217*W63*H37

DL-240W-V56DX-MXG
 DL-240W-V343DX-MXG

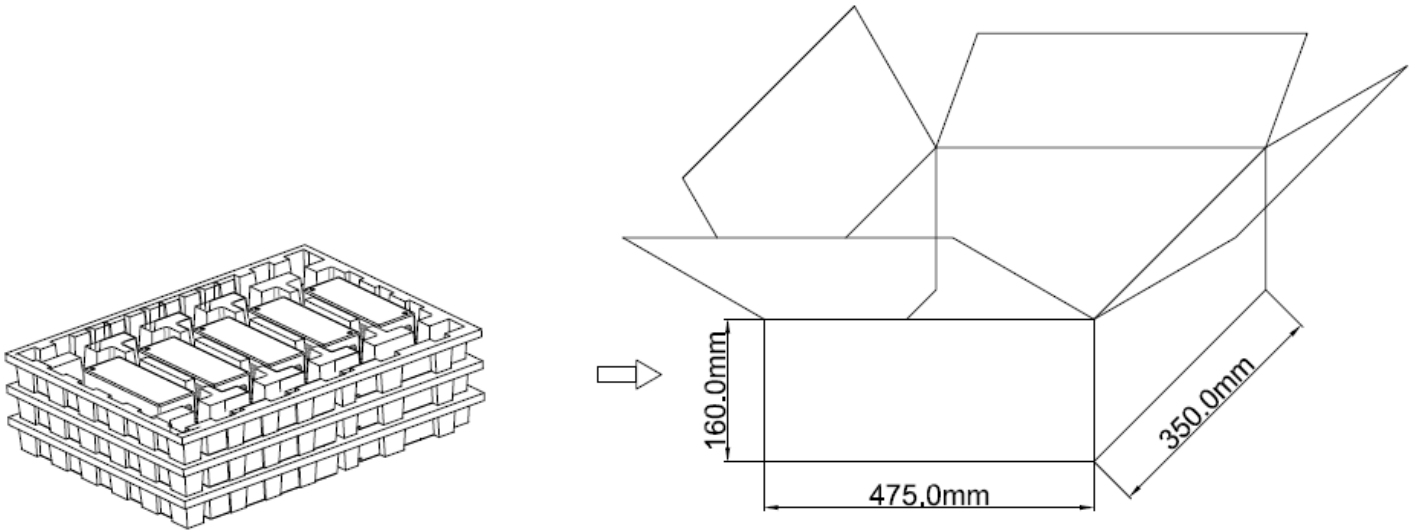


Weight

Weight 1000 g

Packaging

Packaging (mm) L475*W350*H160



Note: One Carton 3 layers and 5 pcs each layer, total 15pcs/carton.

Note:

1. According to the certificate obtained by the LED DRIVER, the LED DRIVER with the English label is sold in Europe, America and India.
2. The LED DRIVER with Chinese label is only used for China market.

Version

DATE	DESCRIPTION	REV.	CHECK
2023.7.21	Initial version.	V1.0	

MANUFACTURER		
EDIT	CHECK	APPROVE