

The logo for DONE, featuring the word "DONE" in a bold, teal, sans-serif font. The letter "D" is stylized with a white circular element on its left side. The logo is contained within a white rounded square with a thin teal border.

**DONE**


# MXG SERIES LED DRIVERS

---

DL-200W-DX-MXG SPEC V1.0


## Features

- Class I structure
- Input voltage: 120-277 V ~ 50/60 Hz
- Efficiency :93.5%(Typ.)
- Constant power drive and constant current output control mode
- Metal shell structure, protection grade: IP67
- Lightning protection level: differential mode 6kV, common mode 15kV
- Function selection:
  - DALI-2 communication protocol (IEC62386-101/102/207)
  - Linear dimming, logarithmic dimming, scene control...
  - Auxiliary source: 12V/300mA
- Lifetime design: 5 years



## Applications

Road lighting、Industrial lighting、Venue lighting  
 Floodlight lighting、Landscape lighting 、Plant lighting



## Model list

Model NO.	Input voltage	Output power	Output voltage	The default current	Eff. ( Typ. )	T.H.D	PF
DL-200W-V56DX-MXG	120-277V 50/60Hz	200W	25-56Vdc	5.5A	≥92%	≤10%	≥0.95
DL-200W-V286DX-MXG	120-277V 50/60Hz	200W	143-286Vdc	0.7A	≥93.5%	≤10%	≥0.95

### Note :

1. Test conditions of the above parameters: Ta=25℃, 230Vac input, full load operation for 30 minutes;

## Input characteristics

Parameter	Min	Typ.	Max	Note
Rated input voltage	120Vac 150Vdc	230Vac	277Vac 420Vdc	
Input voltage range	108Vac	-	305Vac	
Rated frequency	47Hz	50/60Hz	63Hz	
Power factor	0.95	-	-	@230Vac full load, rated input voltage
Power factor	0.9	-	-	65%-100% load, 100-277VAC input
T.H.D.	-	-	10%	@230Vac full load
T.H.D.	-	-	20%	65%-100% load, 120-277VAC input
Input current	-	-	2.0A	@120Vac full load
Inrush current	-	-	110A	230Vac, cold start (25°C)

## Output characteristic

Parameter	Min	Typ.	Max	Note
Rated current	-	3.6A	-	
DL-200W-V56DX-MXG	-	0.7A	-	
DL-200W-V286DX-MXG	-	-	-	
Output current range	2.6A	-	5.6A	
DL-200W-V56DX-MXG	0.5A	-	1.05A	
DL-200W-V286DX-MXG	-	-	-	
Output voltage range	25V	-	56V	
DL-200W-V56DX-MXG	143V	-	286V	
DL-200W-V286DX-MXG	-	-	-	
Rated power(120-277Vac)	-	200W	-	
No-load voltage	-	-	75V	
DL-200W-V56DX-MXG	-	-	350V	
DL-200W-V286DX-MXG	-	-	-	
Efficiency@120Vac	88%	90%	-	full load @120Vac
DL-200W-V56DX-MXG	89%	91%	-	
DL-200W-V286DX-MXG	-	-	-	

## Output characteristic

Parameter	Min	Typ.	Max	Note
Efficiency@230Vac DL-200W-V56DX-MXG DL-200W-V286DX-MXG	90.5% 92%	92% 93.5%	-	full load @230Vac
Output Current Ripple	-	5% I <sub>omax</sub>	-	100% load , 20 MHz BW ; Ripple =rms/ average
Accuracy of output current	-5%	-	+5%	full load
Line regulation	-3%	-	+3%	full load
Load regulation	-3%	-	+3%	full load
Starting time	300 ms	-	1000 ms	Full load@120-277Vac
Auxiliary source output voltage	10.8V	12V	13.2V	-
Auxiliary source output current	0 mA	-	300 mA	Reference ground is "Dim -"
Auxiliary source output transient peak current @6W	-	-	500 mA	In a 5.0ms cycle, the maximum duration of the maximum peak current of 500mA is 2ms, and the average value must not exceed 250mA

**Note:** The output current range is limited by the input and output voltage, please refer to "I-V WORKING AREA" for details.

## Dimming characteristic

Dimming function	Min	Typ.	Max	Instructions
DA+, DA- High voltage level	9.5V	16V	22.5V	
DA+, DA- Low voltage level	-	0V	6.5V	
DA+, DA- Current	-	-	2mA	
Dimming output range	10%Iout	-	100%Iout	

**Note:**

- 1、 DA+, DA- support the maximum 310Vac misconnection
- 2、 The standby power consumption is less than 0.5W when it is turned off

## Protection

Function	Function instructions
Output overload protection	Protection mode:hiccup mode,recovers automatically after fault condition is removed.
Output short circuit protection	Hiccup mode:recovers automatically after fault condition is removed
Over temperature protection	Self-recovery type: when the housing temperature is greater than 90℃, the output power decreases gradually.
Output over-voltage protection	Protection mode: Hiccup mode or clamped in output highest voltage , the product is not damaged, LED driver works normally after fault condition is removed.

**Note:**

1. Unless otherwise specified, all specifications and parameters shall be measured at the conditions of 230Vac (50Hz), rated load and 25℃ of ambient temperature;
2. Including setting error, line regulation and load regulation.

## Environmental

Environmental categories	Parameter
Working temperature	-40 ~ +55°C @200-277Vac, -40 ~ +45°C @120-200Vac (refer to "Life Curve ")
Max.Case Temp.	-40 ~ 90°C
Working humidity	20 ~ 95% RH, non condensing
Storage temperature, humidity	-40 ~ +80°C, 10 ~ 95% RH
Resistant to vibration	10 ~ 500Hz, 5G 12 min/cycle, X, Y, Z axis 72 min each
MTBF	230Khrs min. MIL-HDBK-217F (Ta=25°C)
Lifetime	75,000 hours @Tcase≤75°C,230Vac, 80% Load, Please refer to "Tcase VS Lifetime" section

## Safety and EMC

Safety categories	Standard
Safety	GB19510.1、GB19510.14、EN61347-1、EN61347-2-13、IEC61347-1、IEC61347-2-13、AS/NZS61347.1、AS61347.2.13、EN 62384、 UL8750;
EMC	EN 55015、EN 61000-3-2 、 GB/T 17743、GB17625.1、 EN 61000-3-3
Surge protection	Differential mode L-N ±6KV (2 ohm) ,common mode L, N-PE± 15 KV ( 12 ohm ); Refer to IEC61000-4-5 2014 Criterion B
High-pot test	I/P-O/P:3.75KVac I/P-PE :1.5KVac O/P-PE : 0.5KVac I/P-DIM:1.5KVac O/P-DIM:1.5KVac
Insulation impedance	I/P-PE:100MΩ / 500VDC; I/P-O/P:100MΩ / 500VDC / 25°C/ 70% RH
Leakage current	<0.7mA@277Vac
DALI-2 standards	Instruction
DALI-2	IEC 62386-101、 IEC 62386-102、 IEC 62386-207

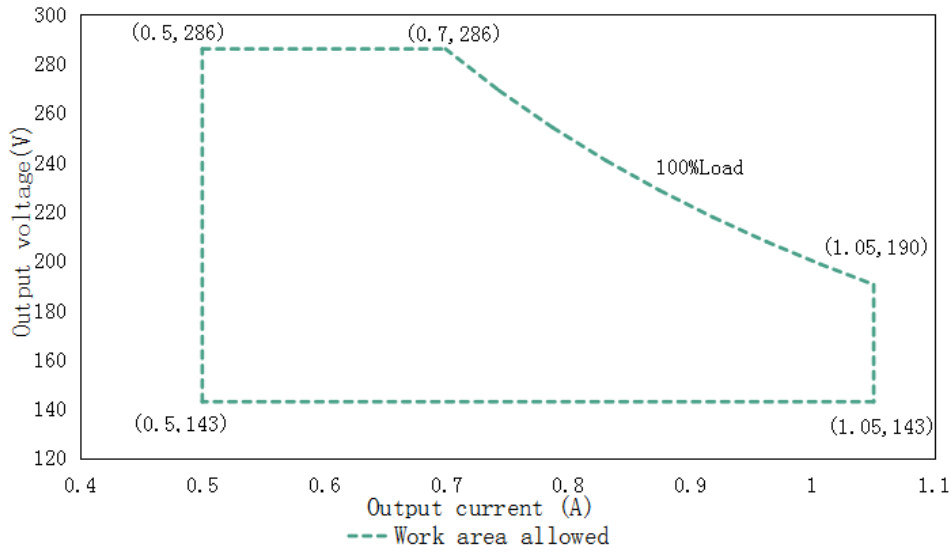
### Note:

1.The driver is considered as a component that will be operated in combination with the final equipment. Since EMC performance will be affected by the complete installation,the final equipment manufacturers must re-qualify EMC Directive on the complete installation again.

2.DALI part:101、 102、 207

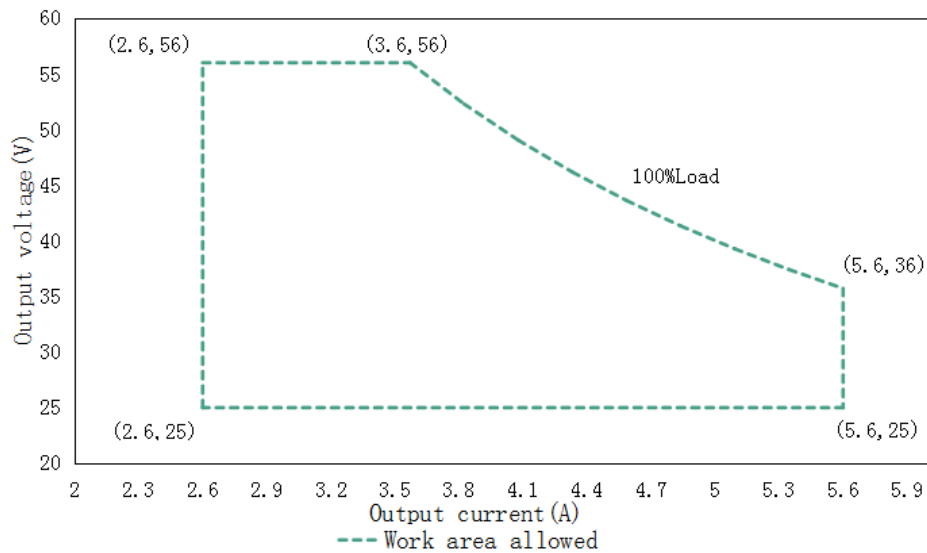
## I-V Working area

Output voltage VS output current of DL-200W-V286DX-MXG (input: 120-277Vac)



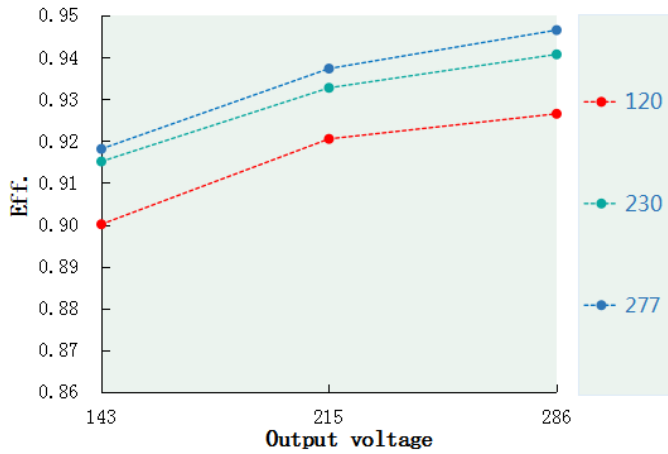
Load	Output								
Load working Voltage	143V	160V	178V	190V	214V	232V	250V	268V	286V
Io_MAX	1.05A	1.05A	1.05A	1.05A	0.94A	0.87A	0.80A	0.75A	0.7A
Po_MAX	150.15W	168W	186.9W	200W	200W	200W	200W	200W	200W

Output voltage VS output current of DL-200W-V56DX-MXG (input: 120-277Vac)

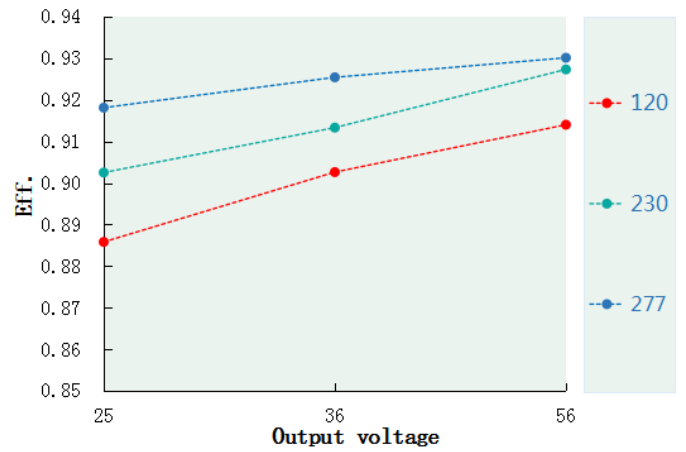


Load	Output								
Load working Voltage	25V	29V	32V	36V	40V	44V	48V	52V	56V
Io_MAX	5.6A	5.6A	5.6A	5.6A	5.0A	4.56A	4.17A	3.85A	3.6A
Po_MAX	140W	162W	180W	200W	200W	200W	200W	200W	200W

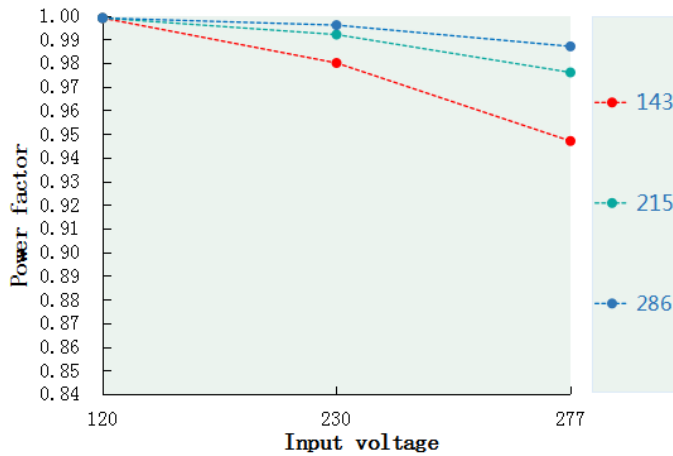
Eff. VS Output voltage(DL-200W-V286DX-MXG)



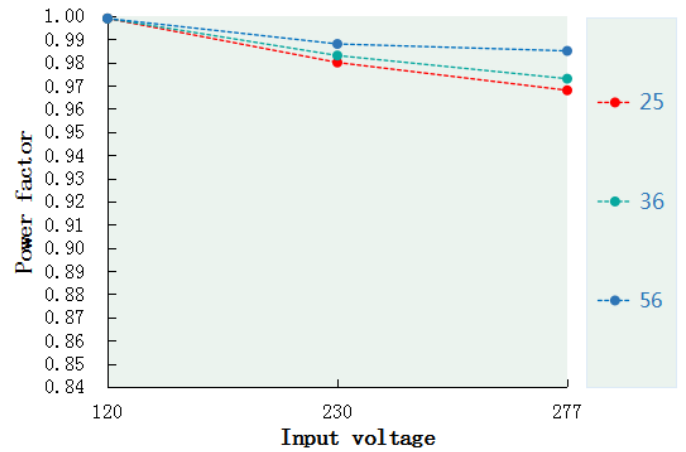
Eff. VS Output voltage(DL-200W-V56DX-MXG)



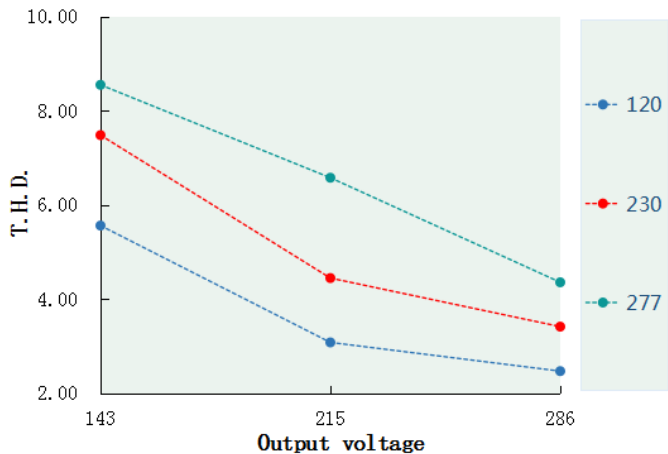
Power factor VS Input voltage(DL-200W-V286DX-MXG)



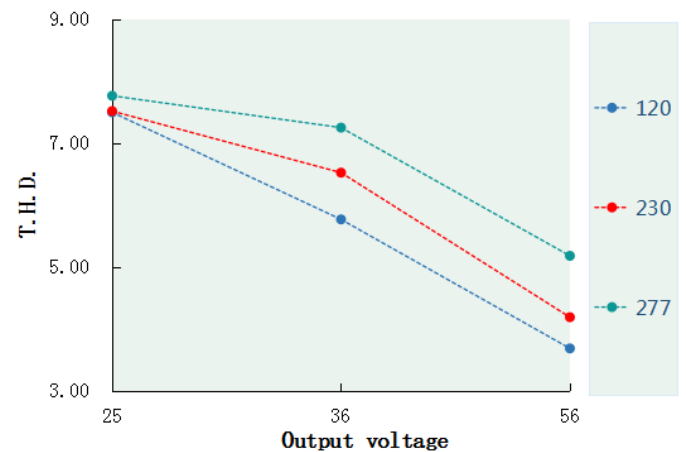
Power factor VS Input voltage(DL-200W-V56DX-MXG)



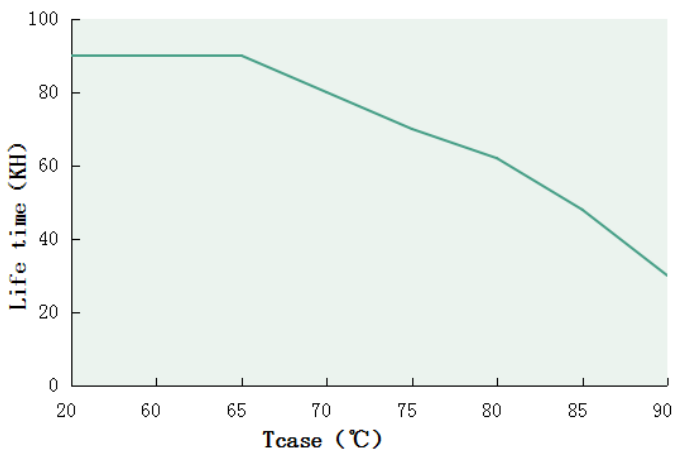
T.H.D. VS Output voltage(DL-200W-V286DX-MXG)



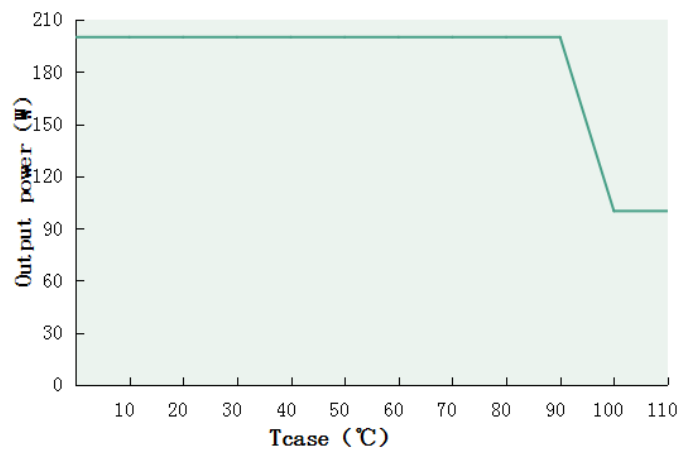
T.H.D. VS Output voltage(DL-200W-V56DX-MXG)



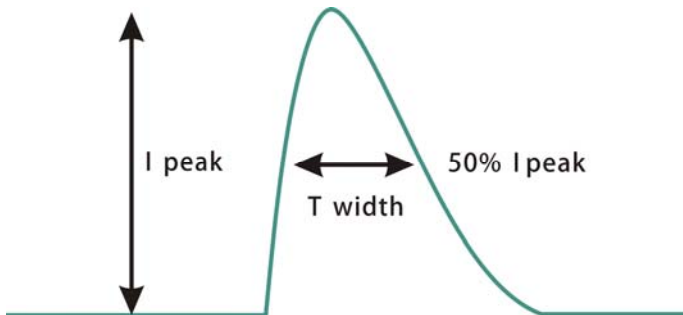
**Tcase VS Lifetime(DL-200W-DX-MXG)**



**Output power VS Tcase (DL-200W-DX-MXG)**



**Inrush current(DL-200W-DX-MXG)**

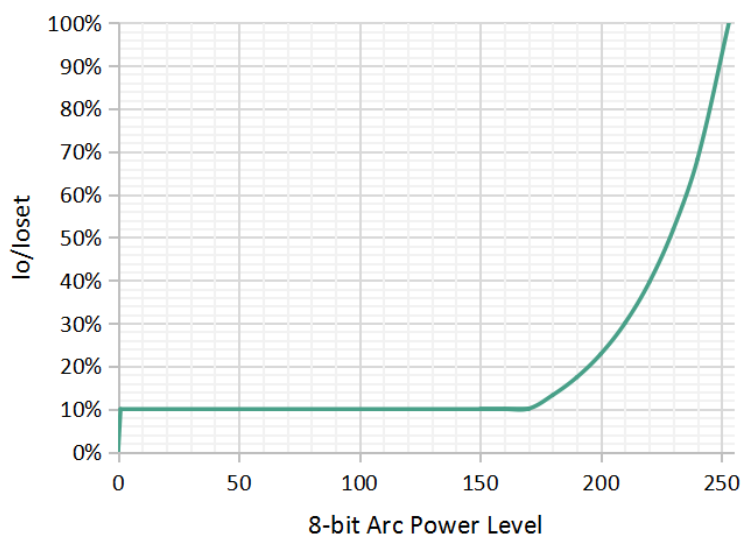


Input voltage	Peak current	T(@50% Peak current)
120Vac	55.6A	147us
230Vac	107A	165us
277Vac	130A	167us

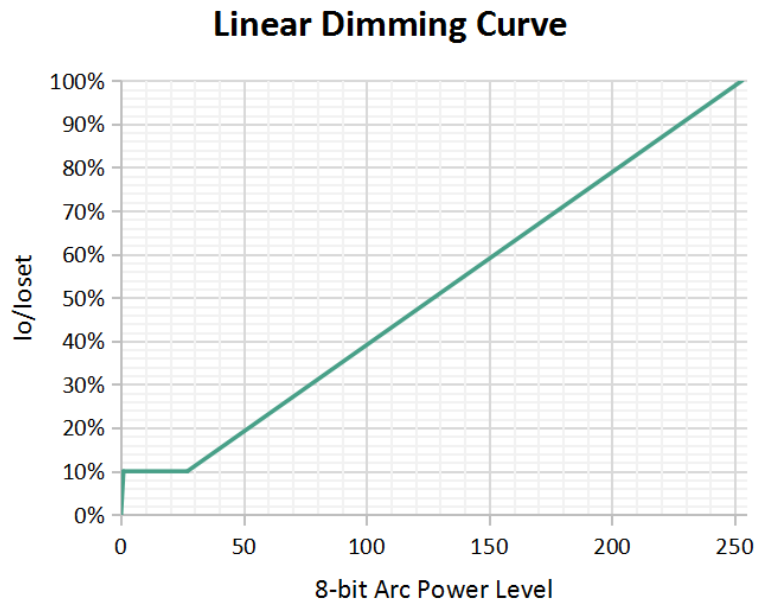
## Dali-2 dimming curve

### Logarithmic Dimming Curve

**Logarithmic Dimming Curve**



### Linear Dimming Curve



**Note:**


**1.Factory default logarithmic dimming.**

## Mechanical specification

Size (mm) L199mm\*W63mm\*H37mm

DL-200W-V56DX-MXG

DL-200W-V286DX-MXG

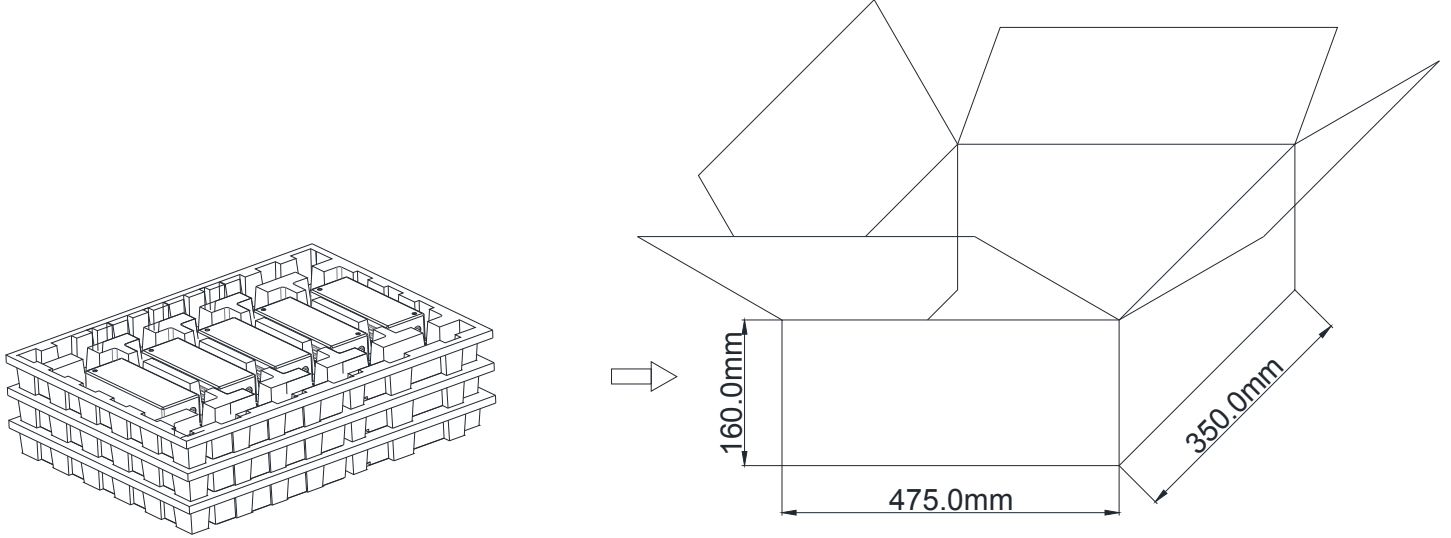


## Weight

Weight 850 g

## Packaging

Packaging (mm) L475\*W350\*H160



Note: One Carton 3 layers and 5 pcs each layer, total 15pcs/carton.

**Note:**

1. According to the certificate obtained by the LED DRIVER, the LED DRIVER with the English label is sold in Europe, America and India.
2. The LED DRIVER with Chinese label is only used for China market.

**Version**

DATE	DESCRIPTION	REV.	CHECK
2022.12.9	Initial version.	V1.0	

MANUFACTURER		
EDIT	CHECK	APPROVE