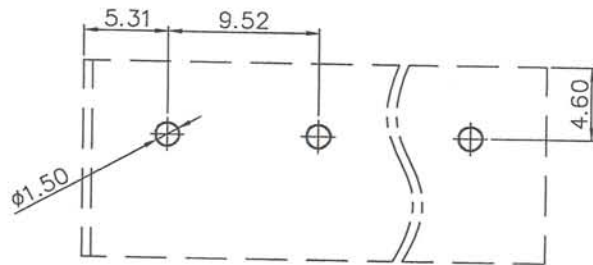
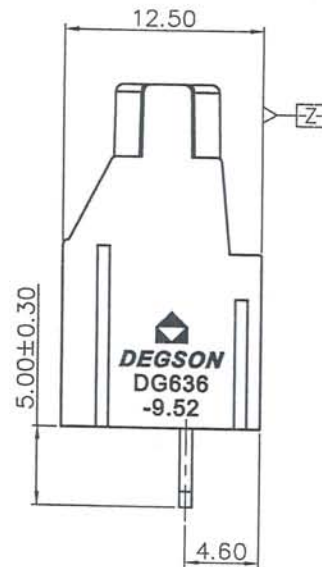
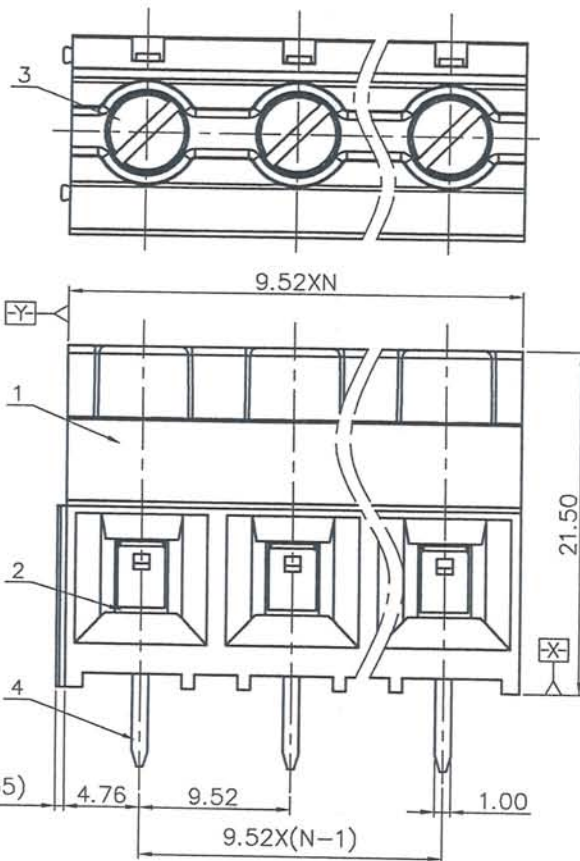
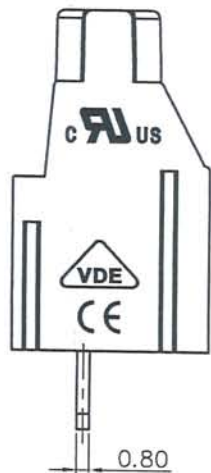


REVISION RECORD				
REV	ECN	DESCRIPTION	DRFT	DATE



PCB LAYOUT

NOTES1:

- UL Standard
 1. Rated voltage/current : 300V / 30A
 2. Torque value : M3 , 4.43Lb.in
 3. Wire range : 26~10AWG

IEC Standard

1. Rated voltage/current : 1000V / 32A
 2. Torque value : M3 , 0.5N·m
 3. Wire range : 0.2~4.0mm²(str)
 0.2~6.0mm²(sol)

NOTES2:

1. Dimension shall be interpreted per ASME Y14.5-2009
 2. Pitch : 9.52mm, Poles : N=02~xxP
 3. Stripping length : 8~9mm
 4. Withstanding voltage : AC3500V/1Min
 5. Operating temperature : -40°C~+105°C
 6. Undimensioned tolerances:

Pitch range in mm		Nominal dimension range in mm						0.1/10
TO	Over	TO	Over	TO	Over	TO	Over	
6	6	10	10	30	30	60	60	
6	10	24	24	30	60	100	150	
±0.15	±0.20	±0.30	±0.30	±0.50	±0.70	±1.00	±1.30	
							±2'	

7. RoHS Compliance

DEGSON
 DG636 - 9.52 - XXP - 1Y - 00A (H)
 (Series No.) (Pitch) (Poles) (Single Pitch) (Color): 1.(Grey) 2.(Blue) 3.(Black)
 4.(Green) 5.(Orange) 6.(Red) 7.(Transparent) 8.(Yellow) 9.(White)

ITEM	NAME OF PART	MATERIAL	NOTES
4	Pin Header	Copper Alloy	Sn Plated
3	Screw	Steel	M3/Zn Plated
2	Cage	Copper Alloy	M3/Ni Plated
1	Housing	PA66	UL94V-0

PART NO.: /		宁波高松电子有限公司 NINGBO DEGSON ELECTRICAL CO., LTD	
APPD: <i>Apr 2017.3.11</i>	NAME: DG636-9.52-XXP-1Y-00A(H)	TITLE: CUSTOMER DRAWING	
CHKD: <i>Jan 2 2017/3/10</i>	DRFT: CGM 2017/03/06	REV: TO	TO
THIRD ANGLE PROJECTION		DRAWING NO.: DG636-9.52-C01	SHEET 1/1
DO NOT SCALE DRAWING		SCALE	1:1

H
G
F
E
D
C
B
A

H
G
F
E
D
C
B
A