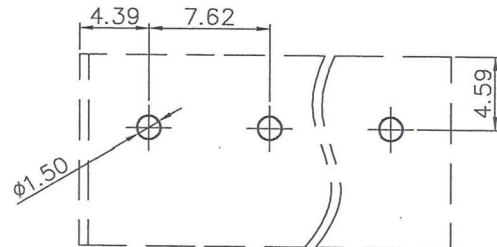
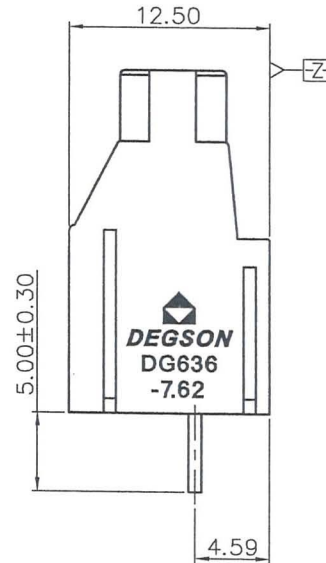
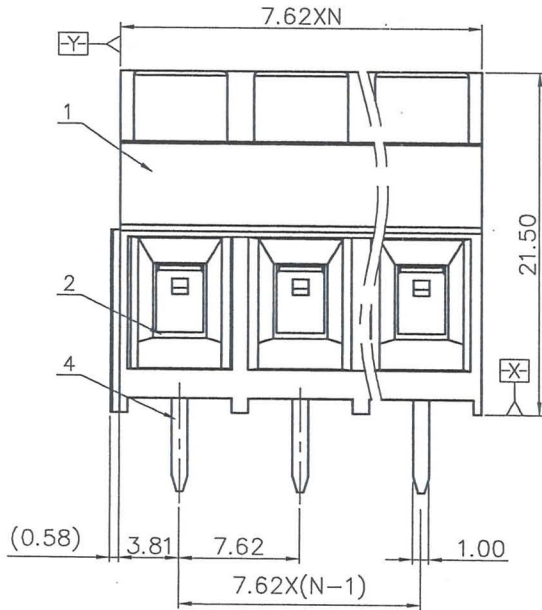

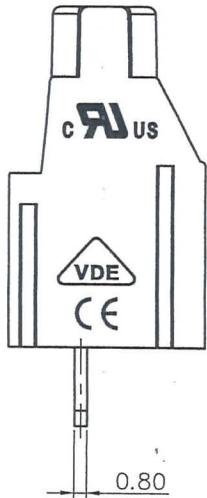


REVISION RECORD				
REV	ECN	DESCRIPTION	DRFT	DATE



PCB LAYOUT

NOTES1:

UL Standard

- Rated voltage/current : 300V / 30A
- Torque value : M3 , 4.43Lb.in
- Wire range : 26~10AWG

IEC Standard

- Rated voltage/current : 630V / 32A
- Torque value : M3 , 0.5N·m
- Wire range : 0.2~4.0mm<sup>2</sup>(str)  
0.2~6.0mm<sup>2</sup>(sol)

NOTES2:

- Dimension shall be interpreted per ASME Y14.5-2009
- Pitch : 7.62mm, Poles : N=02~XXP
- Stripping length : 8~9mm
- Withstanding voltage : AC3000V/1Min
- Operating temperature : -40°C~+105°C
- Undimensioned tolerances:

Pitch range in mm		Nominal dimension range in mm						∓	∩	∠
TO	Over	Over	Over	Over	Over	Over	0.1/10			
6	10	10	30	60	100	150	<			
±0.15	±0.20	±0.30	±0.30	±0.50	±0.70	±1.00	±1.30	±2'		

7.RoHS Compliance

DG636 - 7.62 - XXP - 1Y - 00A (H)  
 (Series No.) (Pitch) (Poles) (Single Pitch) (Color) : 1.(Grey) 2.(Blue) 3.(Black)  
 4.(Green) 5.(Orange) 6.(Red) 7.(Transparent) 8.(Yellow) 9.(White)

ITEM	NAME OF PART	MATERIAL	NOTES
4	Pin Header	Copper Alloy	Sn Plated
3	Screw	Steel	M3/Zn Plated
2	Cage	Copper Alloy	M3/Ni Plated
1	Housing	PA66	UL94V-0

PART NO.: Series DG636-7.62		宁波高松电子有限公司 NINGBO DEGSON ELECTRICAL CO., LTD	
APPD: <i>2017.3.11</i>	NAME: DG636-7.62-XXP-1Y-00A(H)		
CHKD: <i>2017/3/10</i>	DRFT: CGM 2017/03/02	TITLE: CUSTOMER DRAWING	REV TO
THIRD ANGLE PROJECTION		DRAWING NO.: DG636-7.62-C01	SHEET 1/1
		MM (INCH)	DO NOT SCALE DRAWING SCALE 1:1