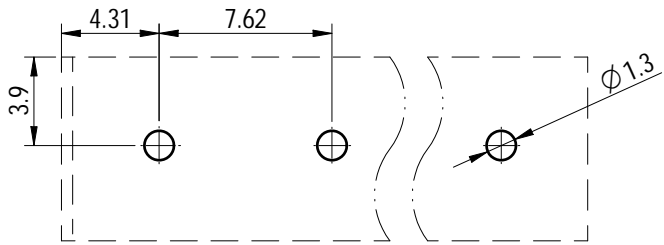
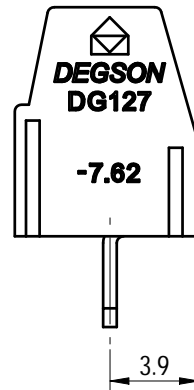
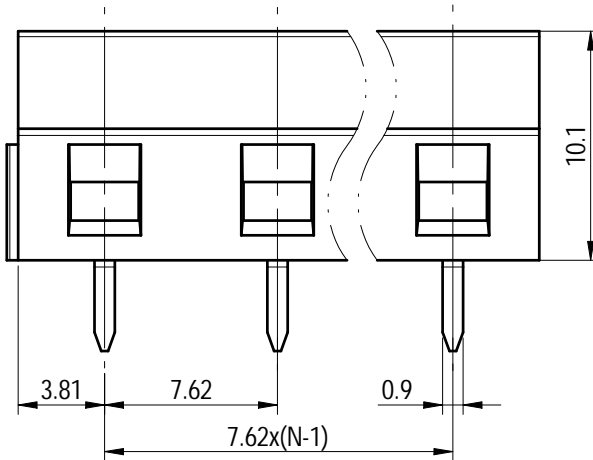
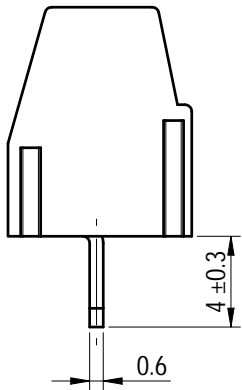
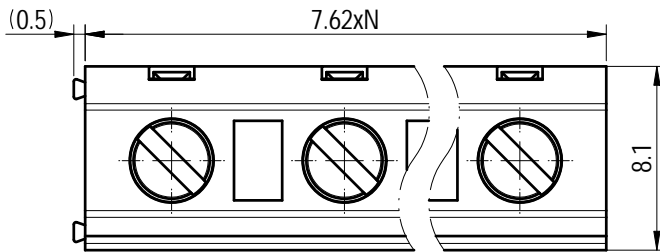
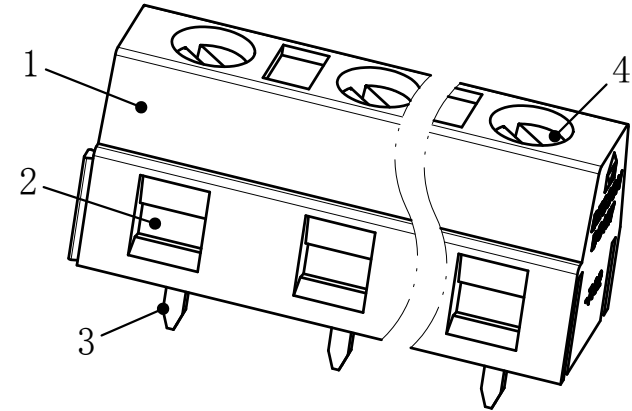


PCB LAYOUT



**DG127-7.62-XXP-1Y-00Z(H)**  
**DG127-7.62-XXP-1Y-00ZH**  
**DG127-7.62 - series of terminals**  
**XXP - number of Poles (number of Pins)**  
**1 - single-row**  
**Y - color of housing (4 - green color)**  
**00Z(H) or 00ZH - no value**

未注公差/General tolerances (mm)													0.1/10
0	>3	>6	>10	>18	>30	>50	>80	>120	>180	>250	>315	>400	
±0.12	±0.18	±0.22	±0.26	±0.31	±0.37	±0.57	±0.80	±0.93	±1.05	±1.15	±1.60	±2.20	±2.50



Note:  
 The A&Z(H) in the name means: A(H) and Z(H).

ITEM	NAME OF PART	MATERIAL	NOTES
4	Screw	Steel	M3/Zn plated
3	Pin header	Copper alloy	Sn plated
2	Cage	Copper alloy	M3/Ni plated
1	Housing	PA66	UL94V-0

UL 标准/UL Standard:	B	C	D
额定电压/电流/Rated Voltage(V)/Current(A)	300/12	/	/
IEC 标准/IEC Standard:			
过压类别/Overvoltage Category/污染等级/Pollution Degree	III/3	III/2	II/2
额定电压/电流/Rated Voltage(V)/Current(A)	/	450/15	/
额定脉冲电压(KV)/Rate Impulse Voltage(KV)	/	2.5	/
螺丝扭矩/Torque Tightening(N·m/Lb.in)	M3: 0.5/4.5		
线径范围(硬线和软线)/Wire Range(rigid and flexible)(AWG/mm <sup>2</sup> )	26~14/ 0.75~1.5		
间距/Pitch(mm)/线数范围/Poles	7.62/N=2~12P		
剥线长度/Stripping length(mm)	6~7		
使用温度范围/Operating temperature(°C)	-40~+105		
符合RoHS环保要求/Conform to RoHS	Yes		



MATERIAL:	SURFACE/COLOR:
MAT NO./REV: - / 00	MAT STATUS: 批量

APPD: 兰春华 2022.09.19	NAME	<b>NINGBO DEGSON ELECTRICAL CO., LTD.</b>		
CHKD: 陈招 2022.09.19	<b>DG127-7.62-XXP-1Y-00A&amp;Z(H)</b>			

REV	ECN	DESCRIPTION	DRFT	DATE	DRAWING NO.	TYPE	DRAWING STATUS	SCALE	SHEET
00			巴宇辉	2022.09.16	200108409	CUSTOMER DRAWING	已发布	3:1	1/1

Transfer or duplication of this document as well as the utilization or communication of its content are prohibited unless authorized in writing by DEGSON. All rights reserved for patent. 除专利等权利外，其他权利均归 DEGSON 所有。未经许可，不得复制或传播。 未经授权，不得复制或传播。 未经授权，不得复制或传播。