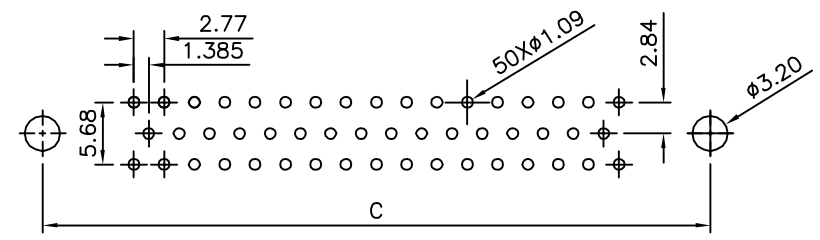
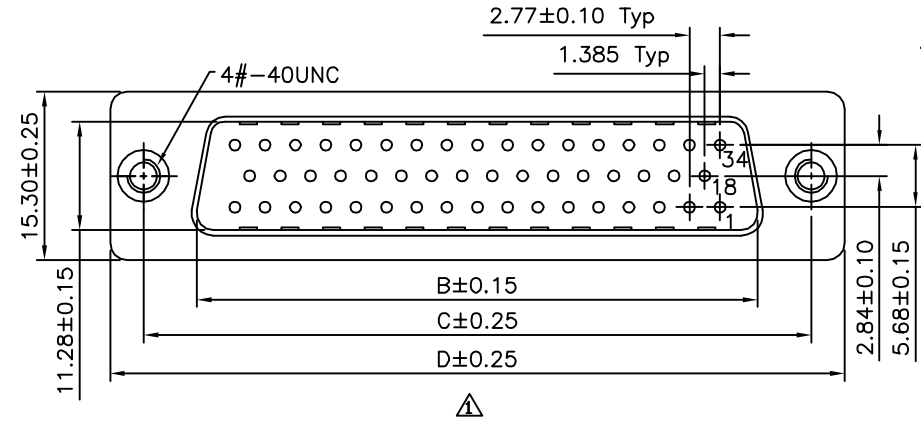
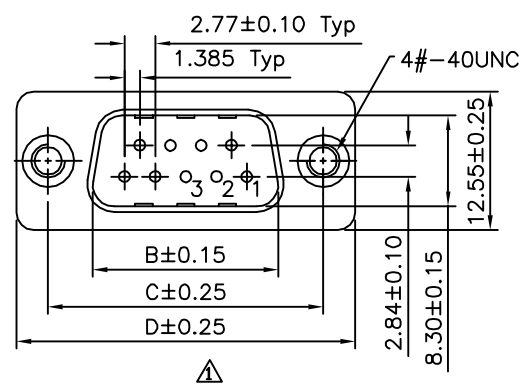


Recommended P.C.B. Layout

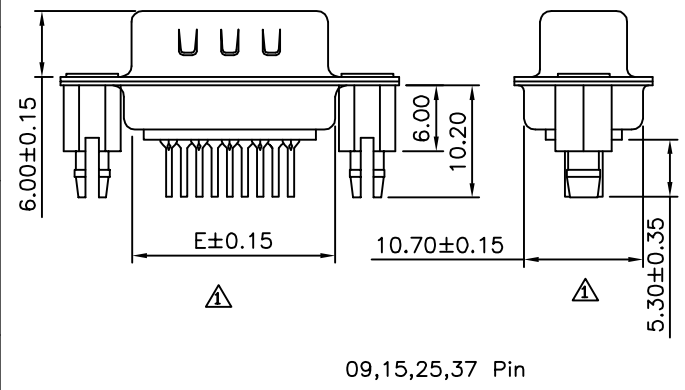


Recommended P.C.B. Layout

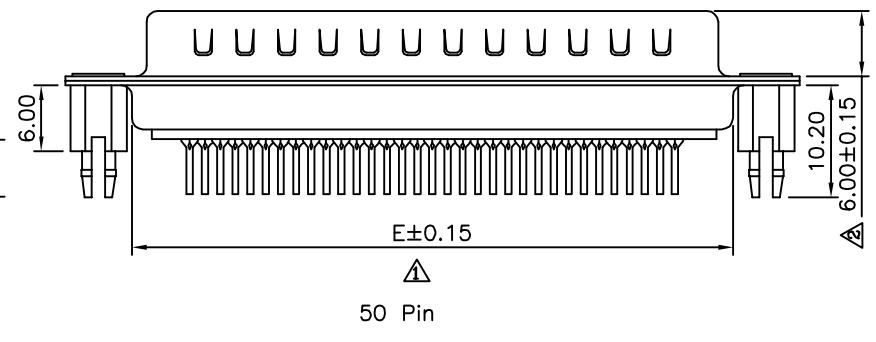
SPECIFICATION
 Current Rating: 1 Amps
 Withstanding Voltage: 1000V(One Minute)
 Insulation Resistance: 1000 Megaohms Min. At 500V DC
 Contact Resistance: 20 Milliohms Max.
 Operation Temperature: -50°C~+105°C
 Insulator: PBT+30%G.F.(UL94V-0)
 Contact: Brass, Gold Flash Over Nickel
 Shell: SPCC, Front: Nickel Plated, Rear: Tin Plated
 Boardlocks: Copper Alloy, Tin Plated
 RoHS Compliant



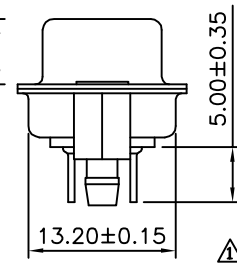
DD XX P Z - XX - H
 (1) (2) (3) (4) (5) (6)
 (1) DD: D-Sub DIP Straight
 (2) XX: No. Of Position
 (3) P: Male
 (4) Z: Rear Rivet Boardlock
 (5) XX: Insulator Color
 Blank: White
 BK: Black
 BL: Blue
 (6) H: RoHS Compliant



09,15,25,37 Pin



50 Pin



Pin	B	C	D	E
09	16.92	24.99	30.81	19.20
15	25.25	33.32	39.20	27.70
25	38.96	47.04	53.04	41.10
37	55.42	63.50	69.40	57.30
50	52.81	61.00	67.00	55.10

AUK A MEMBER OF AUK GROUP
太聯事業股份有限公司
AUK CONTRACTORS CO., LTD.

CATEGORY		APPROVED BY	
PART No. $\Delta\Delta$ DDXXPZ-XX-H		EMILY	
DRAWING No. DDXXPZ-XX-H		CHECKED BY HZF	
SCALE NONE		DRAWING BY SONG	
REV.	A2	UNIT mm	

UNLESS OTHERWISE SPECIFIED TOLERANCES ARE
 .X ±0.38 Δ.X' ±3'
 .XX ±0.25 .XX' ±1'
 .XXX ±0.05 .XXX' ±0.5'

NO.	REV.	REVISIONS	CHK	DATE
A2		Modify P/N: DDXXPZ-H --> DDXXPZ-XX-H	HZF	03/14/2014
A1		Modify P/N: DD50PZ-H --> DDXXPZ-H.Add DD09PZ	HZF	10/29/2011
A0		NEW RELEASE	HZF	01/24/2008