

CMM Series For USB 2.0, IEEE1394b, LVDS



A full series of common mode choke is designed for excellent noise attenuation with compact sizing for use in wide range of applications. Both standard series and custom designs are available.

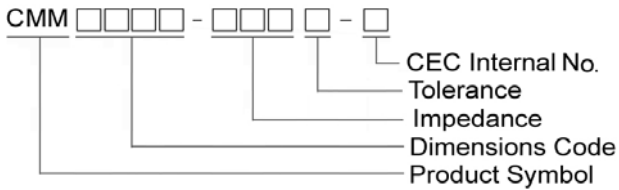
Features

- RoHS Compliant
- Miniature SMD type common mode filter for fully automated assembly
- Wide impedance range (30Ω ~ 2200Ω) for noise suppression
- Excellent solderability

Applications

- USB line for personal computers and peripheral
- IEEE 1394 line for personal computers, DVC, STB
- LVDS, panel line for liquid display panels, graph card etc

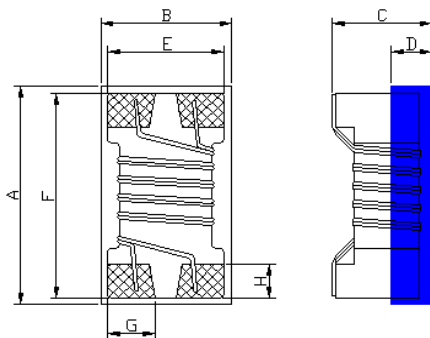
Product Identification



- Packaging: T : Tape and Reel

Shape and Dimensions

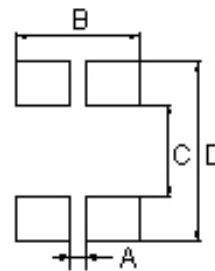
CMM0805



Dimensions in mm

A	B	C	D	E	F	G	H
2.29 ⁺⁰	1.52 ⁺⁰	1.20 ⁺⁰	0.5	1.27	2.03	0.5	0.58

Recommended Pattern



Dimensions in mm

A	B	C	D
0.5	1.27	0.8	2.6

Electrical Characteristics

Part Number	Impedance (Ω)	Tolerance (±%)	Test Frequency (MHz)	RDC (Ω) Max	IDC (mA) Max	Rated Voltage (Vdc)	Insulation Resistance (MΩ) Min
CMM0805-300M-N	30	20	100	0.20	1300	50	10
CMM0805-420M-N	42	20	100	0.20	1300	50	10
CMM0805-670M-N	67	20	100	0.25	1200	50	10
CMM0805-900M-N	90	20	100	0.27	1000	50	10
CMM0805-121M-N	120	20	100	0.30	900	50	10
CMM0805-181M-N	180	20	100	0.40	700	50	10
CMM0805-261M-N	260	20	100	0.60	700	50	10

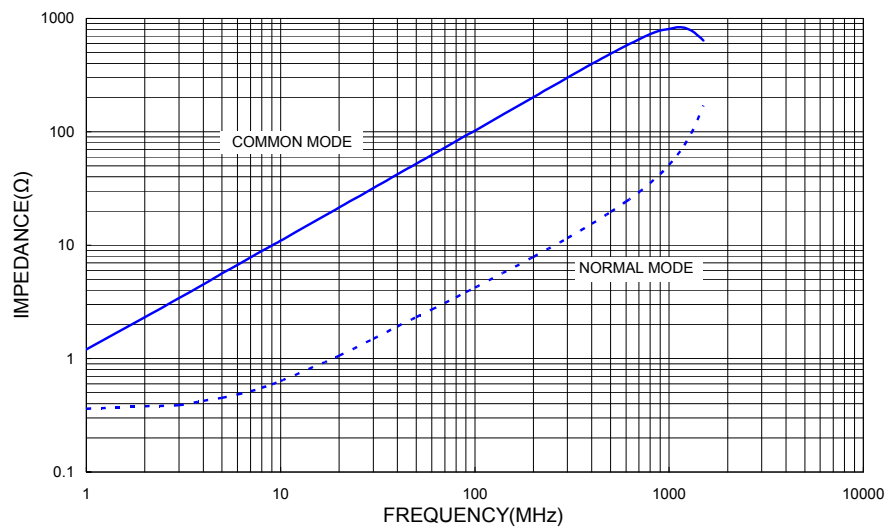
Note: When ordering, please specify tolerance code. Tolerance: M=±20%

- Operating temperature range - 40°C ~ 105°C(Including self - temperature rise)
- IDC for Inductance drop 10% from its value without current.
- Measure Equipment :
 - Z : Agilent HP4291A
 - RDC : HP4338B or CHEN HWA 502 (Single Wire Test Value)
 - IDC : HP4284A+HP42841A/HP4285A+HP42841A
 - Insulation Resistance : Agilent HP4339B

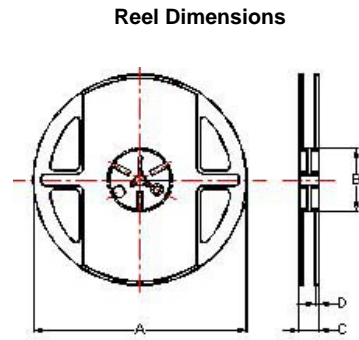
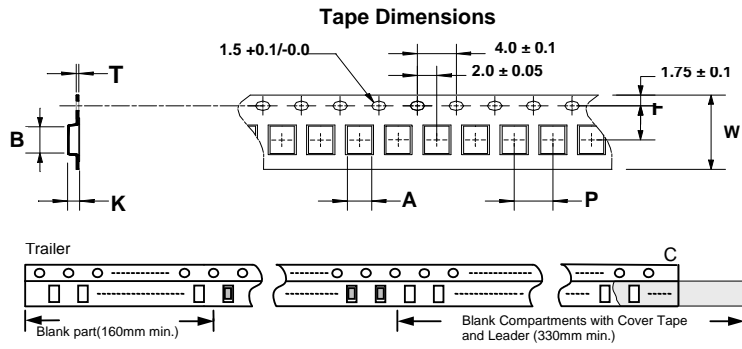
Test Instruments : HP4291A Material/Impedance Analyzer

Typical Impedance vs. Frequency

CMM0805-900-N



Packaging Specifications



Dimensions in mm

TYPE	Tape Dimensions							Reel Dimensions				Quantity PCS / Reel
	A	B	T	W	P	F	K	A	B	C	D	
CMM0805	1.60	2.42	0.26	8	4	3.5	1.14	178	60	12	1.5	2000