

# PHILIPS

## CertaDrive

### LED driver



## Datasheet

### CertaDrive LED drivers – Linear

#### CertaDrive 15W 0.4A 36V 230V

##### Fixed current/voltage LED drivers for high volume LED propositions

The CertaDrive LED drivers are designed to fulfill the market need for essential lighting. The CertaDrive LED drivers offer basic specifications such as specific current and voltage settings, optimal to operate CertaFlux LED modules and mid-power LED's from any other LED board manufactures.

##### Benefits

- Design based on Philips's experience and knowledge of conventional fluorescent and HID technologies
- High reliability
- Design freedom for compact luminaire design
- Various power wattage Drivers that are related to the lumen packages/applications
- 3-years warranty

##### Features

- Small dimensions
- Specific current and voltage
- Luminaire design flexibility to keep stable/constant lumen output and light quality levels
- 30,000 hours life time
- Product safety thanks to overload protection, short circuit protection, over power protection and hot-wiring features

##### Application

- Waterproof luminaires
- Recessed, surface and suspended luminaires in offices
- High bay luminaires

## Electrical input data

Specification item	Value	Unit	Condition
Nominal input voltage	220...240	V <sub>ac</sub>	performance range
Nominal input frequency	50...60	Hz	
Nominal input current	0.087	A	@230V @ full load
Input voltage	230	V <sub>ac</sub>	
Nominal input power	17.5	W	@230V @ full load
Power factor	≥ 0.9		@ full load. See graph.
Total harmonic distortion	≤ 30	%	@ full load. See graph.
Efficiency	85	%	@230V @ full load
Input voltage AC	202...254	V <sub>ac</sub>	Operational range
Input frequency AC	47.5...63	Hz	Operational range
Isolation Input to Output	Basic		

## Electrical output data

Specification item	Value	Unit	Condition
Regulation method	Constant Current		
Output voltage	30...42	V <sub>dc</sub>	
Output voltage max.	400	V	Peak voltage at open load
Output current	0.36...0.44	A	Full output current setting
Output current tolerance	± 5	%	@230V @ full load
Output current ripple LF	≤ 30	%	Ripple = peak / average
Output power	13...15	W	Full output

## Electrical data controls input

Specification item	Value	Unit	Condition
Control method	Fixed		

## Logistical data

Specification item	Value
Product name	CertaDrive 15W 0.4A 36V 230V
Order code	
Logistic code 12NC	9290 014 09880
EAN3	
Pieces per box	50

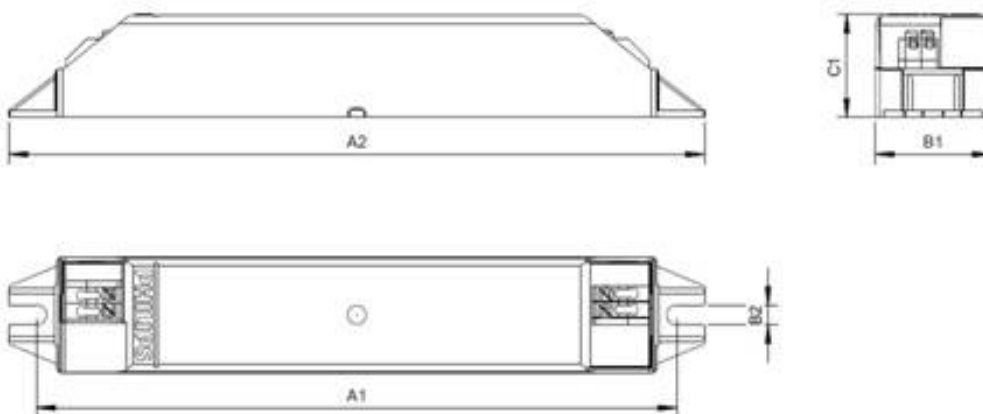
## Wiring & Connections

Specification item	Value	Unit	Condition
Input wire cross-section	0.2...1.5	mm <sup>2</sup>	WAGO250 (3.5 mm), solid / stranded wire
	16...24	AWG	WAGO250 (3.5 mm), solid / stranded wire
Input wire strip length	8.5...9.5	mm	
Output wire cross-section	0.2...1.5	mm <sup>2</sup>	WAGO250 (3.5 mm), solid / stranded wire
	16...24	AWG	WAGO250 (3.5 mm), solid / stranded wire
Output wire strip length	8.5...9.5	mm	
Maximum cable length	600	mm	Total length of wiring including LED module, one way



## Dimensions and weight

Specification item	Value	Unit	Condition
Length (A1)	138	mm	
Width (B1)	25.2	mm	
Height (C1)	22	mm	
Fixing hole diameter (D1)	4.2	mm	
Fixing hole distance (A2)	150	mm	
Weight	56	gram	



## Operational temperatures and humidity

Specification item	Value	Unit	Condition
Ambient temperature	-20...+50	°C	Higher ambient temperature allowed as long as T <sub>case-max</sub> is not exceeded.
T <sub>case-max</sub>	75	°C	Maximum temperature measured at T <sub>case-point</sub>
T <sub>case-life</sub>	65	°C	Measured at T <sub>case-point</sub>
Maximum housing temperature	130	°C	In case of a failure
Relative humidity	10...90	%	Non-condensing

## Storage temperature and humidity

Specification item	Value	Unit	Condition
Ambient temperature	-25...+85	°C	
Relative humidity	5...95	%	Non-condensing

## Lifetime

Specification item	Value	Unit	Condition
Driver lifetime	30,000	hours	Measured temperature at T <sub>case-point</sub> is T <sub>case-life</sub> . Maximum failures = 10%

## Programmable features

Specification item	Value	Remark	Condition
Set output current (AOC)	No	See Design-in guide.	Default output current: = 400 mA
LED module temperature derating (MTP)	No		
Constant Lumen Over Lifetime (CLO)	No		
DC emergency dimming (DCemDIM)	No		
Corridor mode	No		
Energy metering	No		
Diagnostics	No		

## Features

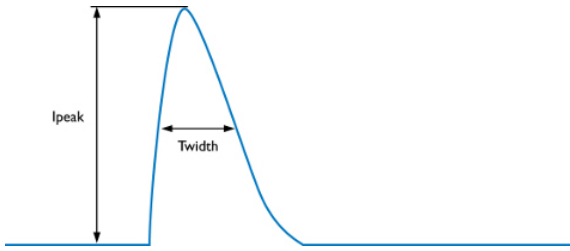
Specification item	Value	Remark	Condition
Open load protection	Yes		Automatic recovering
Short circuit protection	Yes		Automatic recovering
Over power protection	Yes		Automatic recovering
Hot wiring	Yes		
Suitable for fixtures with protection class	I		per IEC60598

## Certificates and standards

Specification item	Value
Approval marks	CCC / CE
Ingress Protection classification	20

## Inrush current

Specification item	Value	Unit	Condition
Inrush current $I_{peak}$	4.6	A	Input voltage 230V
Inrush current $T_{width}$	52	$\mu$ s	Input voltage 230V, measured at 50% $I_{peak}$
Drivers / MCB 16A type B	$\leq 60$	pcs	



MCB	Rating	Relative number of LED drivers
B	10A	63%
B	13A	81%
B	16A	100% (stated in datasheet)
B	20A	125%
B	25A	156%
C	10A	104%
C	13A	135%
C	16A	170%
C	20A	208%
C	25A	260%

## Driver touch current

Specification item	Value	Unit	Condition
Typical touch current	< 0.7	mA peak	Acc. IEC61347-1. LED module contribution not included

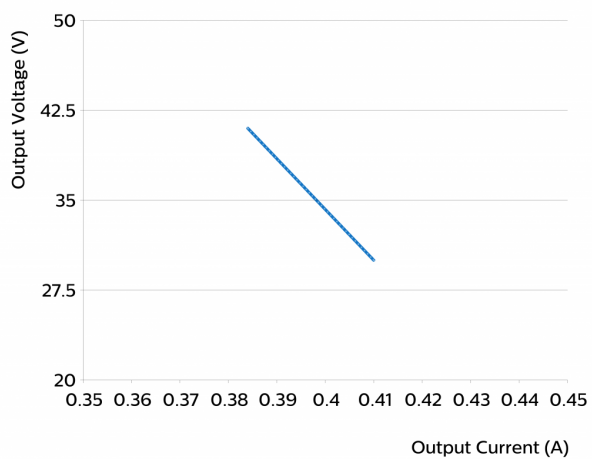
## Surge immunity

Specification item	Value	Unit	Condition
Mains surge immunity (diff. mode)	0.5	kV	Acc. IEC61000-4-5. 2 Ohm, 1.2/50us, 8/20us
Mains surge immunity (comm. mode)	1	kV	Acc. IEC61000-4-5. 12 Ohm, 1.2/50us, 8/20us

## Graphs

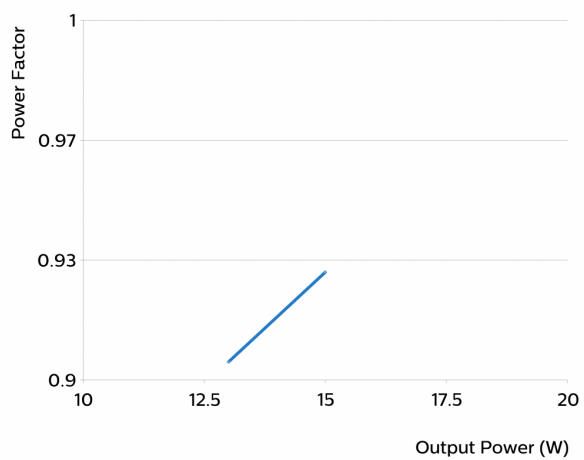
### Operating window

---



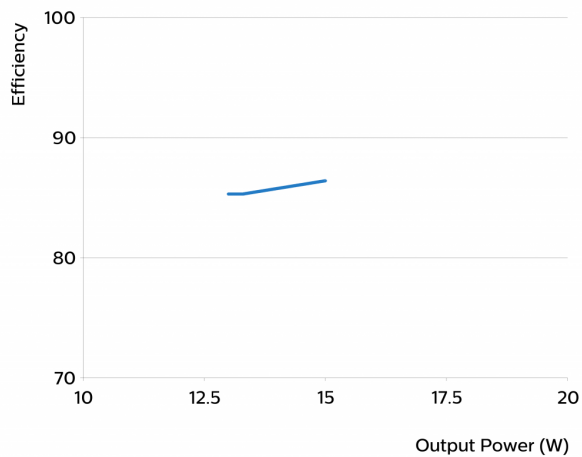
### Power factor versus output power

---



## Efficiency versus output power

---



©2016 Philips Lighting B.V.

All rights reserved. Reproduction in whole or in part is prohibited without the prior written consent of the copyright owner. The information presented in this document does not form part of any quotation or contract, is believed to be accurate and reliable and may be changed without notice. No liability will be accepted by the publisher for any consequence of its use. Publication thereof does not convey nor imply any license under patent- or other industrial or intellectual property rights. Data subject to change.

Date of release: December 16, 2016

[www.philips.com/technology](http://www.philips.com/technology)