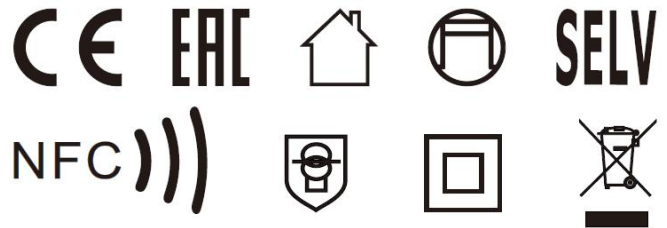



Constant Current Dimmable Driver

Model:CC80W1200-2100CG NFC



Model	Output Current (*Typical)	Input Current	Input Power	Output Power Range	PF	Efficiency (typ.)*	Output Voltage	No load Voltage
CC80W1200-2100CG NFC	1200mA	0.37A	71W	3-62.4W	≥0.95	90%	2.5-52V	70V Max.
	1250mA	0.38A	74W	3.13-65W		90%		
	1300mA	0.40A	77W	3.25-67.6W		90%		
	1350mA	0.41A	80W	3.38-70.2W		90%		
	1400mA	0.43A	83W	3.5-72.8W		90%		
	1450mA	0.44A	86W	3.63-75.4W		90%		
	1500mA	≤0.47A	91W	3.75-78W		90%		
	1550mA			3.875-80.6W		90%		
	1600mA			4-80W		90%		
	1650mA			4.12-79.2W		90%		
	1700mA			4.25-79.9W		90%		
	1750mA			4.375-80.5W		90%		
	1800mA			4.5-79.2W		90%		
	1850mA			4.625-79.55W		90%		
	1900mA			4.75-79.8W		90%		
	1950mA			4.875-79.95W		90%		
	2000mA			5-80W		90%		
2050mA	5.125-79.95W			90%				
2100mA	5.25-79.8W			90%				

* Test result @230V, 50Hz, Full Load.Current setting @ 1mA-steps (NFC)

1. Parameters

Category	Item	Technical Norm
Features	Output Type	Constant Current
	Output current setting	Near field communication (NFC)
	Output Features	Isolation
	IP Grade	IP20
	Insulation Class	Class II
Input	Rated Input Voltage	220-240VAC
	Range of Input Voltage	198-264VAC or 180-280VDC
	Frequency	50/60Hz

	Input Current	≤0.47A (230VAC, full load)
	Input Power	≤91W (230VAC, full load)
	Power Factor	≥0.97 (230VAC, full load)
	THD	≤10% (230VAC, full load)
Output	Output Voltage	2.5-52VDC@ 1200-1500mA
		2.5-44VDC@ 1500-1800mA
		2.5-38VDC@ 1800-2100mA
	No Load Voltage (Uout)	70VDC Max.
	Output Current	1200- 2100mA (by NFC setting)
	Max. Output Power	79.8W
	Efficiency	≥90% (230VAC , full load@max current)
	Current Ripple (≤120Hz)	±5% (Imax-Imin) / (Imax+Imin)
	Output PstLM (at full load)	≤ 1
	Output SVM (at full load)	≤0.4
	Current Accuracy	±5%
	Starting Time (AC mode)	≤1S (230VAC , full load)
	Control Method	NFC current setting
Protection	Short Circuit Protection	Auto Recovery
	Overload Protection	Auto Recovery (not be hot swap)
	No-load Protection	Auto Recovery
	Insulation voltage	3000V 5mA 60S between P-S
	Insulation resistance	>100M ohm @ 500VDC
	Leakage current	I/P to O/P <0.7mA
Environment	Ta/Operation Temperature	-25+50°C
	Ts/Storage Temperature	-25+85°C
	Tc/Enclosure Temperature	90°C
	Humidity	10%.... 90%RH
	Atmosphere	86- 108KPa
Construction	Connection Method	Push-in Terminal
	Installation	Built in & Independent
	PRI Wire preparation	0.5- 1.5 □ / 8-9mm
	SEC Wire preparation	0.5- 1.5 □ / 8-9mm
	Dimension	Built in:157.8*56*30mm (L*W*H) Independent-Small side cover :196.8*56*30mm (L*W*H) Independent-Large side cover :251.1*56*30mm (L*W*H)
Standards	Certification	CE
	Safety Standards	EN 61347-1:2015/A1:2021,EN 61347-2-13:2014/A1:2017 EN IEC 62384:2020 EN 62493:2015 AS61347.2.13:2018,AS/NZS61347.1:2016 Inc A1 BS EN 61347-1:2015/A1:2021,BS EN IEC 62384:2020 BS EN 61347-2-13:2014/A1:2017 ,BS EN 62493:2015
	EMC Standards	EN IEC 55015:2019, EN IEC 55015:2019/A11:2020

		EN IEC 61000-3-2:2019/A1:2021 EN 61000-3-3:2013/A2:2021 ,EN 61547:2009
	Performance	EN62384:2020
	Surge	L-N/2KV
Others	RoHS	2011/65/EU
	Life Time	50000H @Ta
	Warranty	5years , F.R. < 10000ppm
	Audible Noise	<22dB @ 20cm distance, 15dB background

Remark:

- 1.All Parameters, if not specified, are measured at 230VAC/50Hz and 25°C ambient temperature.
- 2.LED Driver is a component of the luminaires, Luminaires and wire layout will affect the EMC, please check the EMC with end products again.

2. Connected quantities of different current Breaker

TYPE	Connected quantities of different current Breaker						Input Voltage	Inrush Current(A)	Time(µs)
	current (A)	10	13	16	20	25			
	Installation wire diameter	1.5mm ²	2.5mm ²	2.5mm ²	4mm ²	4mm ²			
TYPE B		14	18	22	28	35	@230VAC	43	200
TYPE C		22	29	36	45	56			
TYPE D		36	46	57	71	89			

3. Label



KGP
KGP Electronics GmbH
Hueckstraße 19
DE-58511 Lüdenscheid

LED Dimmable Driver
CC80W1200-2100CG NFC
Constant Current Type for LED only

wire preparation
8mm 


PRI: 0.75-1.5°
SEC: 0.5-1.5°

U_N = 220-240VAC
I_N = 0.47A Max.
f_N = 50/60Hz
PF ≥ 0.95
t_a: 50°C


I_{out} = 1200-2100mA
U_{out} = 2.5-52VDC •t_c: 90°C
P_{out} = 79.8W Max.
No load = 70VDC Max.
Current Setting by NFC, step 1 mA

SEC + ■
SEC - ■

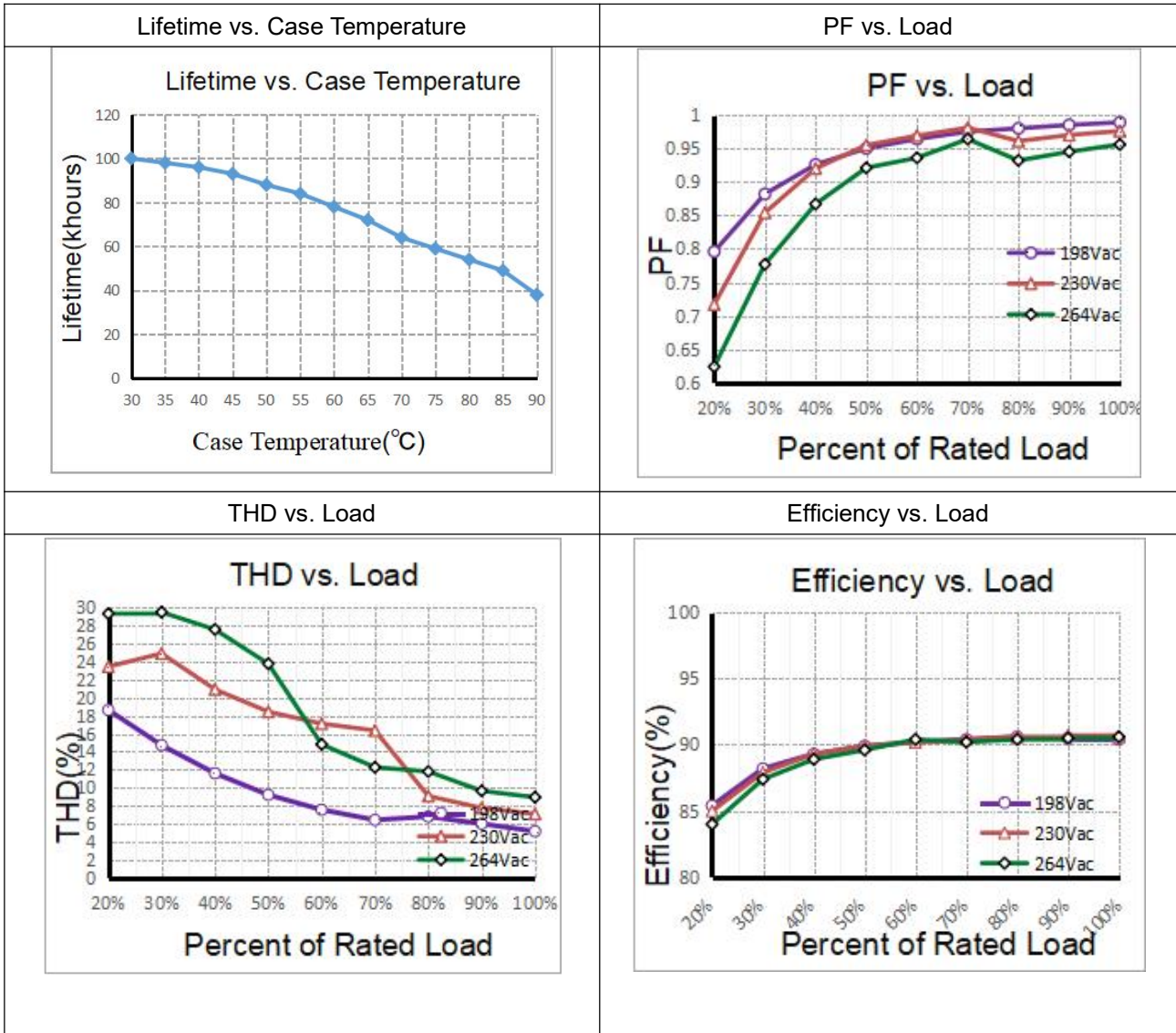






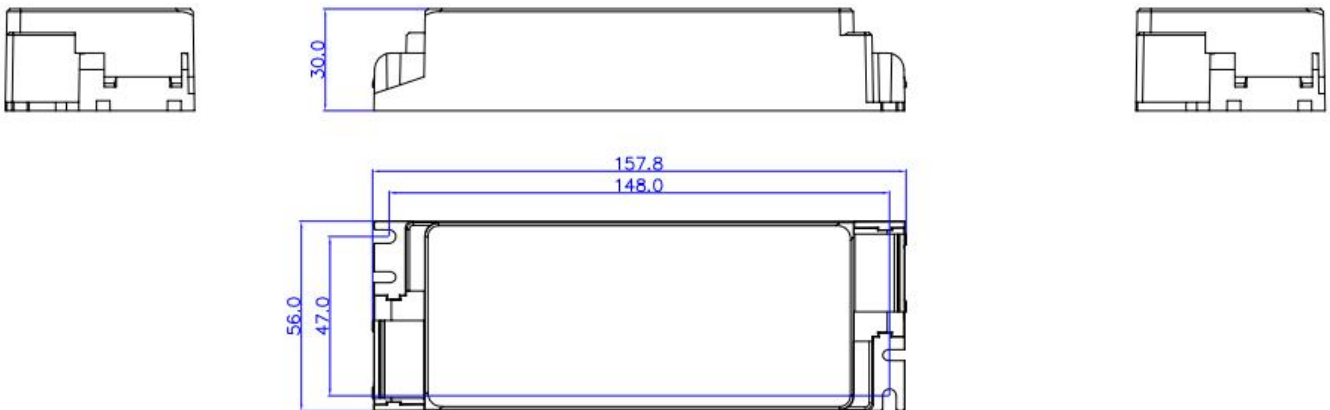



4. Electrical values




5. Dimension (Unit: mm)

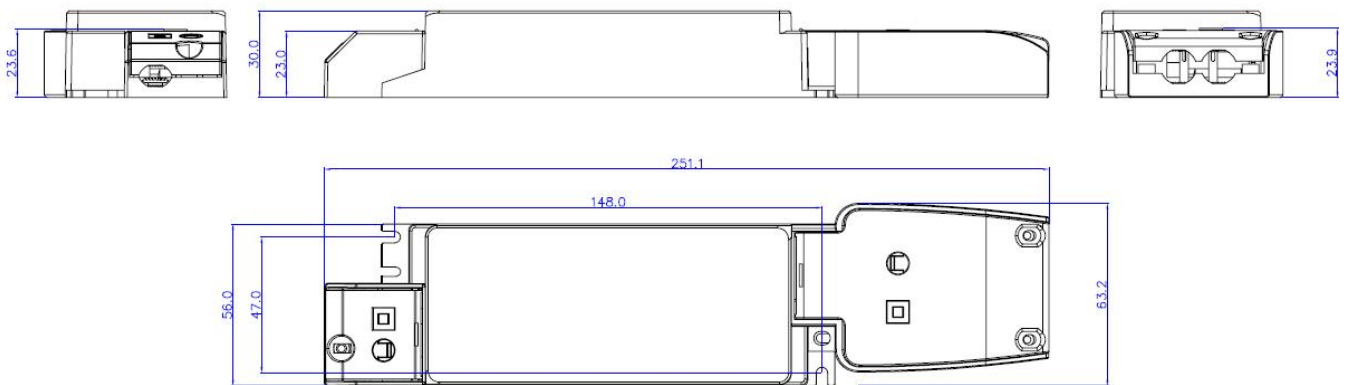
SC (A) :



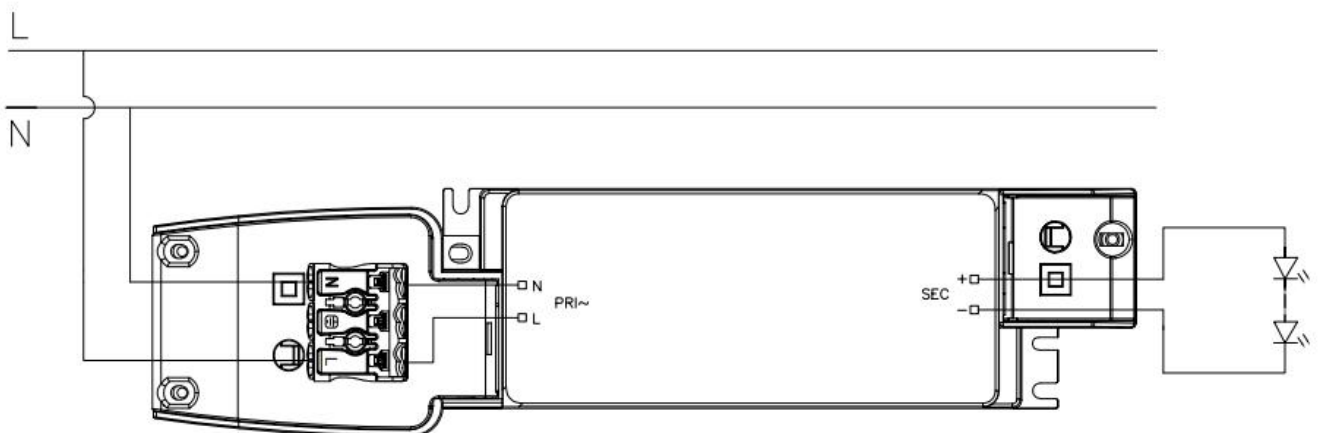
Small side cover(B)

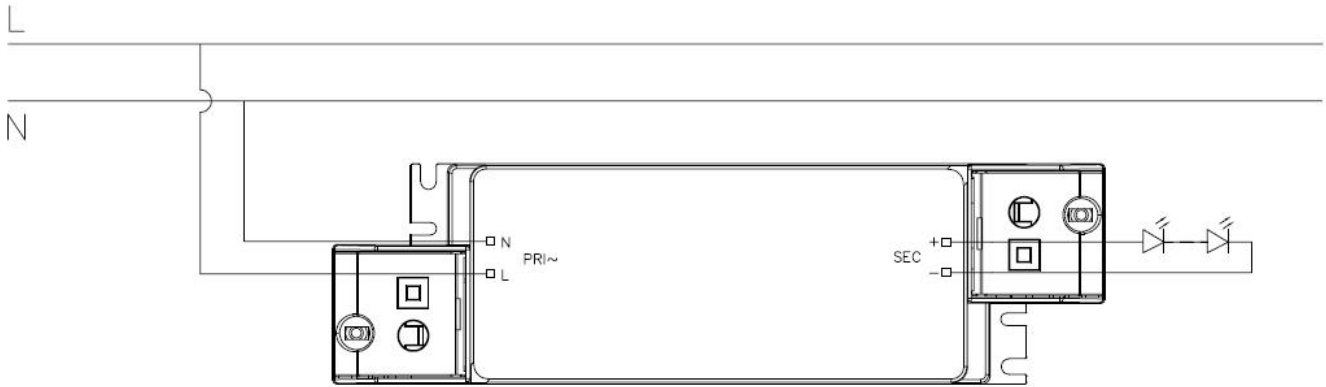


Large side cover(C):



6. Wiring Diagram





7. Packing information

SC(A)

Packing way	Model	Carton L*W*H(mm)	Pcs/ Carton	Net weight/ Pcs(kg)	Net weight/ Carton(kg)	Gross weight/ Carton(kg)
industrial	CC80W1200-2100CG NFC	310*225*175mm	30	0.35	10.5	11.2

Small side cover(B)

Packing way	Model	Carton L*W*H(mm)	Pcs/ Carton	Net weight/ Pcs(kg)	Net weight/ Carton(kg)	Gross weight/ Carton(kg)
industrial	CC80W1200-2100CG NFC	310*225*175mm	20	0.37	7.4	8.1

Large side cover(C)

Packing way	Model	Carton L*W*H(mm)	Pcs/ Carton	Net weight/ Pcs(kg)	Net weight/ Carton(kg)	Gross weight/ Carton(kg)
industrial	CC80W1200-2100CG NFC	310*225*175mm	20	0.405	8.1	8.8

8. Revision History

DATE	REV	Modification details
2024-08-27	V1.0	Initial release