Constant Current Driver

Model : CCXXWXXXXCGA37

Model	Output Current	Input Current	Input Power	Output Power Range	PF	Efficiency	Output Voltage	No load Voltage
CC50W500CGA37	500mA	0.27A	55Wmax	35-50W	0.95	91%	70-100V	119V
CC50W700CGA37	700mA	0.27A	55Wmax	35-49.7W	0.95	91%	50-71V	95V
CC50W1050CGA37	1050mA	0.27A	55Wmax	34.65-49.3W	0.95	90%	33-47V	63V
CC60W700CGA37	700mA	0.32A	66Wmax	35-60W	0.95	89%	50-86V	105V
CC60W1050CGA37	1050mA	0.32A	66Wmax	34.65-59.8W	0.95	89%	33-57V	82V
CC60W1200CGA37	1200mA	0.32A	66Wmax	42-60W	0.95	89%	35-50V	63V
CC60W1400CGA37	1400mA	0.32A	66Wmax	42-58.8W	0.95	89%	30-42V	55V

*** Test result @230V, 50Hz, Full Load.**

1. Parameters

Category	Item	Technical Norm
Features	Output Type	Constant Current
	Output Features	Isolation
	IP Grade	IP20
	Insulation Class	Class Ⅱ
Input	Rated Input Voltage	220-240VAC
	Range of Input Voltage	198-264VAC
	DC operating	180-285VDC
	Frequency	50/60Hz
	Input Current	≤0.32A (230VAC，full load) @60W ≤0.27A (230VAC，full load) @50W
	Input Power	≤66W (230VAC，full load) @60W ≤55W (230VAC，full load) @50W
	Power Factor	≥0.95 (230VAC，full load)
	THD	≤15% (230VAC，full load)
	No-load Power Consumption	≤0.5W@230VAC
	No Load Voltage	55VDC Max.
	Output Current	1400mA ,1200mA,1050mA,700mA,500mA
	Max. Output Power	60W
	Efficiency	≥89% (230VAC，full load) @60W ≥90% (230VAC，full load) @50W
	Current Ripple	±5% (Imax-Imin)/(Imax+Imin)
	PstLM	≤1

KGP Electronics GmbH
Hueckstraße 19
DE-58511 Lüdenscheid

	SVM	≤0.4
	Current Accuracy	±5%
	Started Delay Time	≤0.5S (230VAC，full load)
Protection	Short Circuit Protection	Auto Recovery
	Overload Protection	Auto Recovery
	No-load Protection	Auto Recovery
	Insulation voltage	3000V , < 5mA 60S between Primary-Second
	Insulation resistance	>1000M ohm @ Dry environment,500VDC
	Leakage current	< 250 μA, I/P to O/P or I/P to PE @230V input
Environment	Ta/Operation Temperature	-25....+45℃
	Ts/Storage Temperature	-25....+85℃
	Tc/Enclosure Temperature	85℃
	Humidity	10%. 90%RH
	Atmospheric pressure	86-108KPa
Construction	Connection Method	Push-in Terminal
	Installation	Built-in type
	PRI Wire preparation	0.75-1.5□ / AWG 18-16， stripping 9 mm
	SEC Wire preparation	0.5-1.5□ /AWG 20-16， stripping 9 mm
	Dimension	151.5*40.2*31 (L*W*H)
Standards	Certification	complied to CE,ENEC
	Safety Standards	EN61347-1:2015,EN61347-2-13:2014/A1:2017
	EMC Standards	EN55015:2013/A1:2015,EN61000-3-2:2014, EN61000-3-3:2013,EN61547:2009 ,EN60945
	Performance	EN62384
	Surge	L-N/2KV
Others	RoHS	complied to 2011/65/EU
	Life Time	50000h @Ta/ Tc
	Warranty	5 years , F.R. < 10000ppm
	MTBF	100000 Hrs
	Noise	≤24dB@Background noise ≤18dB，Interval≥15cm
Remark All Parameters, if not specified, are measured at 230VAC/50Hz and 25℃ ambient temperature. LED Driver is a component of the luminaires ,Luminaires and wire layout will affect the EMC, please check the EMC with end products again.		

2. Connected quantities of different current Breaker

TYPE	Connected quantities of different current Breaker						Input Voltage	Inrush Current（A）	Time（us）
	current（A）	10	13	16	20	25			
	Installation wire diameter	1.5mm²	2.5mm²	2.5mm²	4mm²	4mm²			
TYPE B		11	14	17	22	27	@230VAC	55	180
TYPE C		17	23	28	35	44			
TYPE D		28	36	45	56	70			

3. Label

4. Electrical values

Lifetime vs. Case Temperature

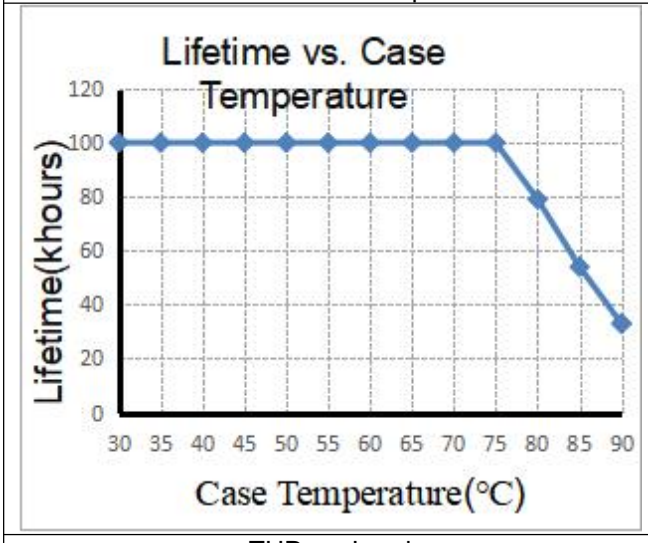

PF vs. Load

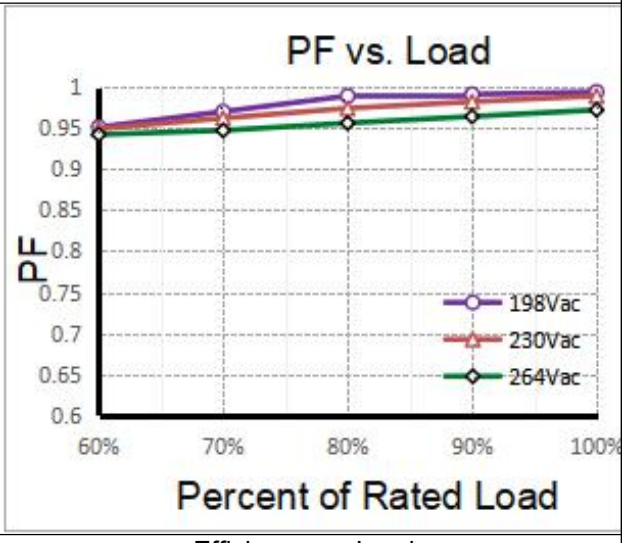

THD vs. Load

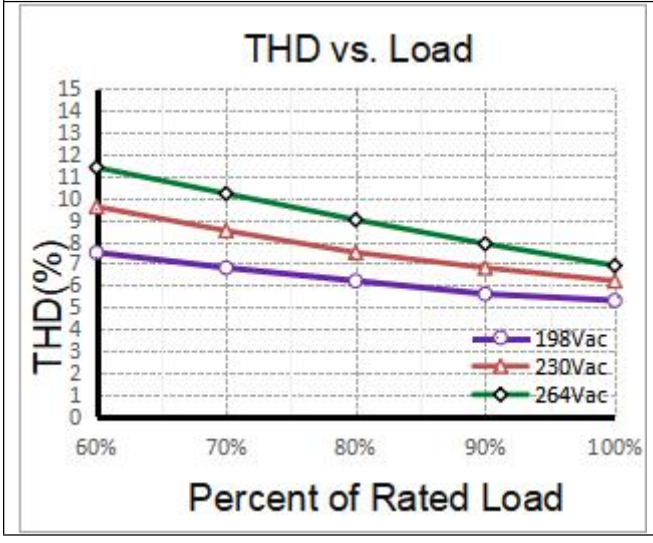

Efficiency vs. Load

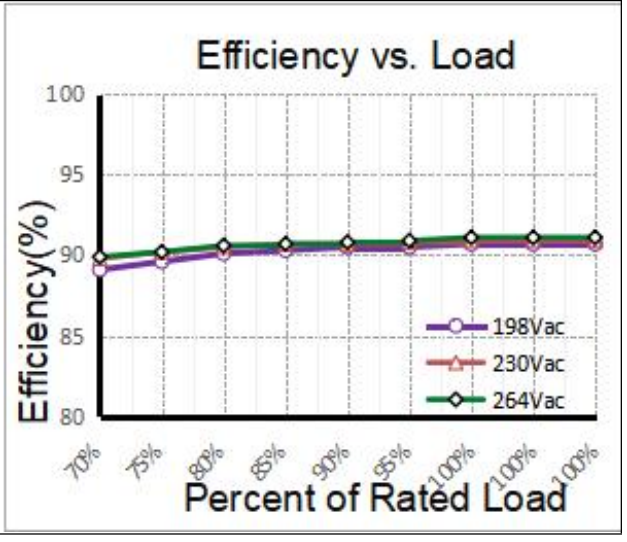

KGP Electronics GmbH
Hueckstraße 19
DE-58511 Lüdenscheid

5. Dimension

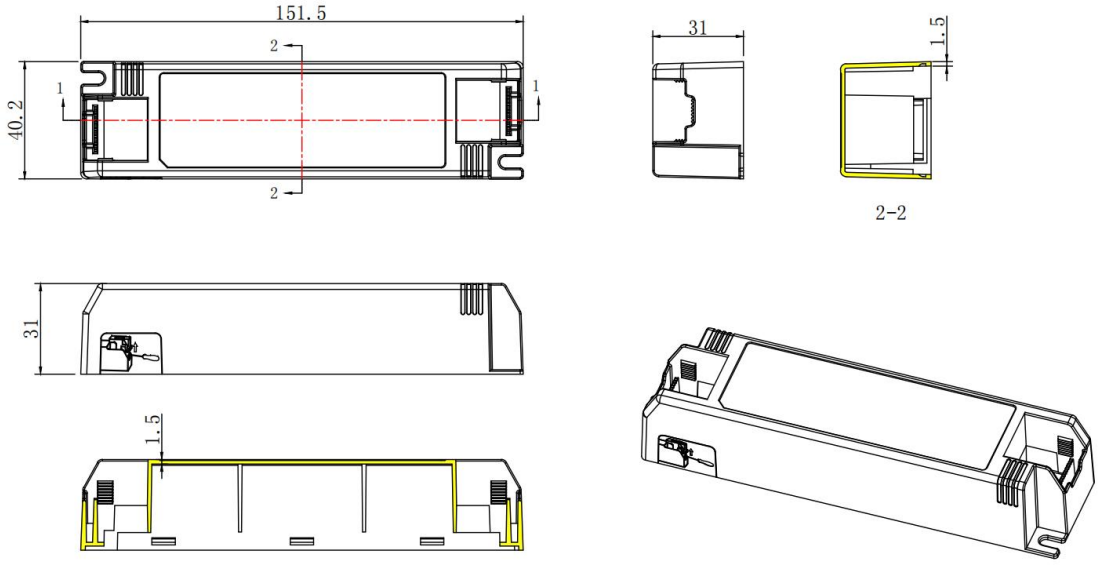

6. Packing information

Carton L*W*H(mm)	Pcs/Carton	Net weight/ Pcs(kg)	Net weight/ Carton(kg)	Gross weight /Carton(kg)
457*250*220	60	0.135	8.1	8.8

7. Wiring Diagram

8. Wiring instructions

- All connections must be kept as short as possible to ensure good EMI behaviour
- Mains leads should be kept apart from LED Driver and other leads (ideally 5 – 10 cm distance)
- Advice the maximum length of output wires is 3 m
- Secondary switching is not permitted（Except for constant voltage）
- Incorrect wiring can damage LED modules.
- The wiring must be protected against short circuits to earth (sharp edged metals parts, metal cable clips, louver, etc.)

KGP Electronics GmbH
Hueckstraße 19
DE-58511 Lüdenscheid

9. REVISION HISTORY

DATE	VER	REMARK
2024-3-20	V1.0	Initial release

KGP Electronics GmbH
Hueckstraße 19
DE-58511 Lüdenscheid