


Constant Current Driver

Model: CC23W150-500 NFC



Model	Output Current	Input Current	Input Power	Output Power Range	PF	Efficiency	Output Voltage	No load Voltage
CC23W150-500 NFC	150-500mA	≤0.16A	26.1W	0.38-23.00W	≥ 0.96	88%	2.5-46Vdc	60Vdc

* Test result @230V, 50Hz, Full Load

1. Parameters

category	Item	Technical Norm
Features	Output Type	Constant Current
	Output current setting	Near field communication (NFC)
	Output Features	Isolation
	IP Grade	IP20
	Insulation Class	Class II
Input	Rated Input Voltage	220-240VAC
	Range of Input Voltage	198-264VAC
	Range of DC Input Voltage	180-280VDC
	Frequency	0/50/60Hz, Range:0/47-63Hz
	Input Current	≤0.16A max
	Input Power	≤26.1W max
	Power Factor	≥0.96 (230VAC, full load)
	THD	≤10% (230VAC, full load)
	No-load Power Consumption	≤0.5W (230VAC, full load)
	Inrush Current	≤8.5A/16us (230VAC, full load)
Connected quantity of 10A Breaker	23pcs/type A ; 37pcs/type B ; 59pcs/type C	
Connected quantity of 16A Breaker	37pcs/type A ; 59pcs/type B ; 94pcs/type C	
Connected quantity of 20A Breaker	46pcs/type A ; 74pcs/type B ; 118pcs/type C	
	Output Voltage	2.5-46VDC@150-500mA

Output	No Load Voltage (Uout)	60VDC Max.
	Output Current	150-500mA (by NFC setting ,Factory set current of 150mA)
	Max. Output Power	23W
	Efficiency	≥88% (230VAC, full load@max current)
	Output LF current ripple (< 120 Hz)	±3% (Imax-Imin) / (Imax+Imin)
	Current Accuracy	±5%
	Output PstLM (at full load)	≤1
	Output SVM (at full load)	≤0.4
	Starting Time (AC mode)	≤0.5S (230VAC, full load)
Control Method	NFC current setting	The output current can be set within the total value range in 1-mA-steps. Output current is mean value. Setting is by KGP's software APP/APK/PC with FEIG equipment or mobile phone.
Protection	Short Circuit Protection	Auto Recovery
	Overload Protection	Auto Recovery (not be hot swap)
	No-load Protection	Auto Recovery
	Insulation voltage	3000V 5mA 60S between P-S
	Insulation resistance	>100M ohm @ 500VDC
	Leakage current	< 700µA, I/P to O/P @230V input
Environment	Ta/Operation Temperature	-20....+50°C
	Ts/Storage Temperature	-20....+85°C
	Tc/Enclosure Temperature	85°C
	Humidity	10%....90%RH
	Atmosphere	86-108KPa
Construction	Connection Method	Push-in Terminal
	Installation	Build-in
	PRI Wire preparation	0.5-1.5 [□] / 8-9mm
	SEC Wire preparation	0.5-1.5 [□] / 8-9mm
	Dimension	103.4*30*21mm (L*W*H)
Standards	Certification	CE/ENEC/SAA/UKCA/EAC
	Safety Standards	EN61347-1:2015/A1:2021; EN61347-2-13:2014/A1:2017; EN62384:2006/A1:2009; AS 61347.2.13:2018; AS/NZS61347.1:2016; BS EN61347-1:2015/A1:2021; BS EN61347-2-13:2014/A1:2017; IEC 61347-1:2015+A1:2017; IEC 61347-2-13:2014+A1:2016;
	EMC Standards	AS/NZS CISPR 15:2011; AS CISPR 15:2017; BS EN IEC 55015:2019+A11:2020; EN 61547:2009; BS EN IEC 61000-3-2:2019; BS EN 61000-3-3:2013+A1:2019;
	Performance	EN 62384
	Surge	L/N-Ground:2kV; L-N:1kV

Others	RoHS	2011/65/EU
	Life Time	50000h Tc=85°C
		75000h Tc=80°C
		100000h Tc=75°C
Warranty	5years , F.R. < 10000ppm	

Remark: 1.All Parameters, if not specified, are measured at 230VAC/50Hz and 25°C ambient temperature.
2.LED Driver is a component of the luminaires, Luminaires and wire layout will affect the EMC, please check the EMC with end products again.

2. Label

KGP
KGP Electronics GmbH
Hueckstraße 19
DE-58511 Lüdenscheid

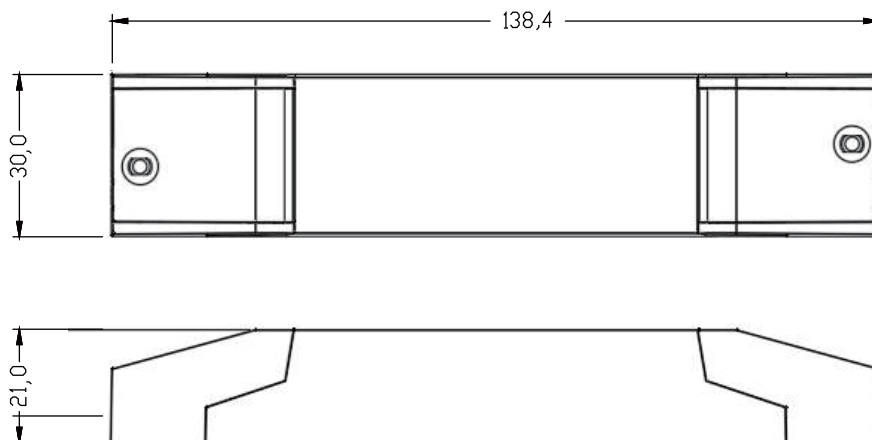
N L **PRI**

LED Driver
Constant Current LED Power Supply
CC23W150-500 NFC
PRI:220-240VAC 0/50/60Hz Max. 0.16A
SEC:150-500mA 2.5-46VDC
V-OUT:60VDC Max. 23W
PF > 0.96, ta=50°C, tc=85°C
Current setting by NFC, step 1mA
DC 180-280V

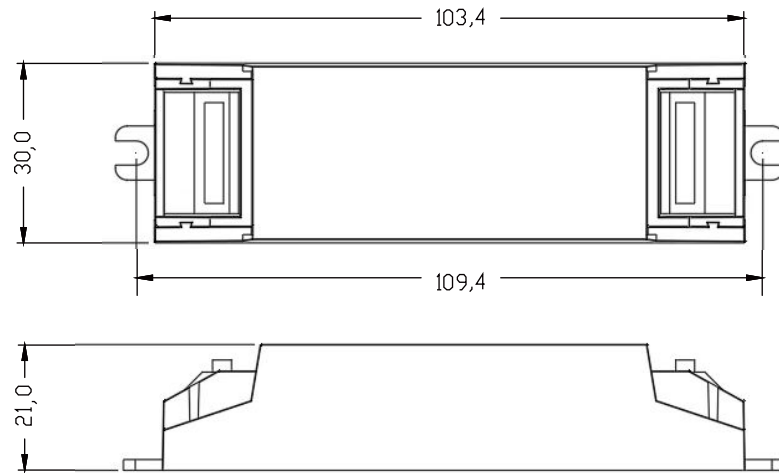
tc

CE **EAC** **UK CA** **110** **SELV** **EL** **NFC** **wire preparation** (8-9mm) **PRI: 0.5-1.5** **SEC: 0.5-1.5**

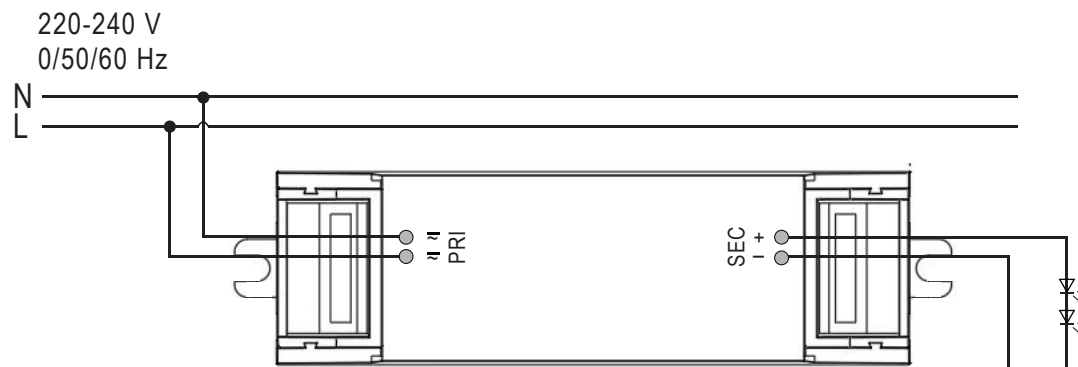
3. Dimension (Unit: mm)



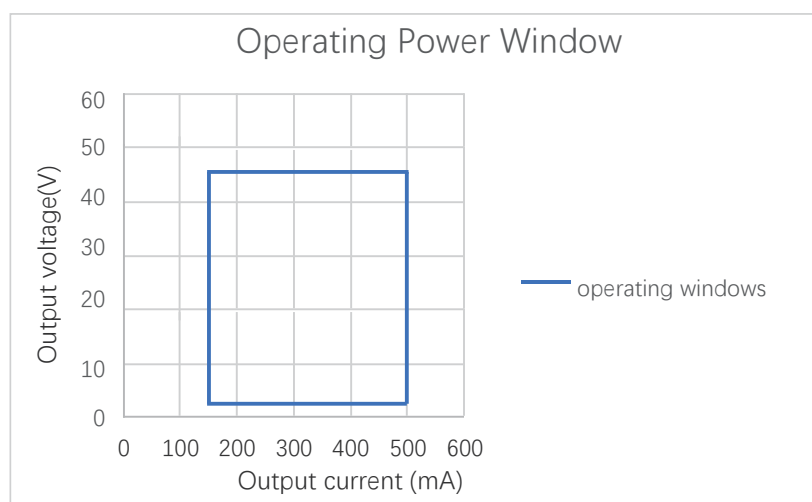
Built in type:



4. Wiring Diagram



5. Output Power Window



6. Packing information

SC

Carton L*W*H(mm)	Pcs/Carton	Net weight/ Pcs(kg)	Net weight/ Carton(kg)	Gross weight / Carton(kg)
T.B.D	T.B.D	T.B.D	T.B.D	T.B.D

Side cover

Carton L*W*H(mm)	Pcs/Carton	Net weight/ Pcs(kg)	Net weight/ Carton(kg)	Gross weight / Carton(kg)
T.B.D	T.B.D	T.B.D	T.B.D	T.B.D

7. NFC current setting:

T.B.D

8. REVISION HISTORY

Date	Revision	Remark