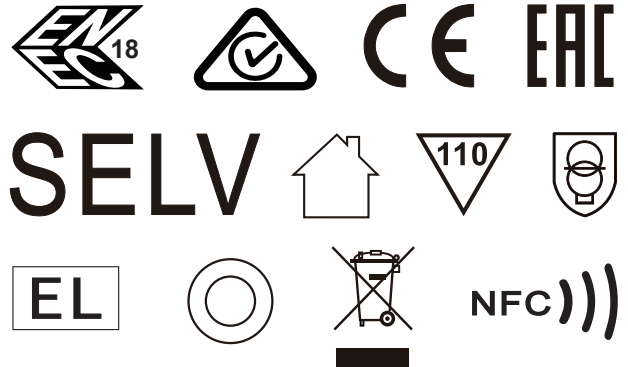


Constant Current Driver

Model:CC10W150-500 NFC



Model	Output Current	Input Current	Input Power	Output Power Range	PF	Efficiency (typ.)*	Output Voltage	No load Voltage
CC10W150-500 NFC	150-500mA	0.20A	11.76W	10W	0.88	85%	2.5-45V	60V Max.

* Test result @230V, 50Hz, Full Load.

1. Parameters

Category	Item	Technical Norm
Features	Output Type	Constant Current
	Output current setting	Near field communication (NFC)
	Output Features	Isolation
	IP Grade	IP20
	Insulation Class	Class II
Input	Rated Input Voltage	220-240VAC
	Range of Input Voltage	198-264VAC
	Range of DC Input Voltage	180-280VDC
	Frequency	0/50/60Hz, Range:0/47-63Hz
	Input Current	≤0.20A (230VAC, full load)
	Input Power	≤11.76W (230VAC, full load)
	Power Factor	≥0.88 (230VAC, full load)
	THD	≤13% (230VAC, full load)
	Standby Power Consumption	≤0.5W (230VAC, full load)
	Inrush Current	≤8A/5.6us (230VAC, full load)

	Connected quantity of 10A Breaker Connected quantity of 16A Breaker Connected quantity of 20A Breaker	24pcs/type A ; 39pcs/type B ; 63pcs/type C 39pcs/type A; 63pcs/type B ; 100pcs/type C 49pcs/type A; 78pcs/type B ; 125pcs/type C
Output	Output Voltage Range	2.5-45VDC@150-200mA 2.5-40VDC@250mA 2.5-33VDC@300mA 2.5-28VDC@350mA 2.5-20VDC@400-500mA
	No Load Voltage	60VDC Max.
	Output Current	150-500mA (by NFC setting,Factory set current of 150mA)
	Max. Output Power	10W
	Efficiency	≥85% 230VAC, full load@max current
	Output LF current ripple (< 120 Hz)	±3% (Imax-Imin) / (Imax+Imin)
	Current Accuracy	±5%
	PSTLM	≤1
	SVM	≤0.4
	Starting Time (AC mode)	≤0.5S (230VAC, full load)
Control Method	NFC current setting	The output current can be set within the total value range in 1-mA-steps. Output current is mean value. Setting is by KGP's software APP/APK/PC with FEIG equipment or mobile phone.
Protection	Short Circuit Protection	Auto Recovery
	Overload Protection	Auto Recovery (not be hot swap)
	No-load Protection	Auto Recovery
	Insulation voltage	3000V 5mA 60S between P-S
	Insulation resistance	>100M ohm @ 500VDC
	Leakage current	< 700μA, I/P to O/P @230V input
Environment	Ta/Operation Temperature	-25....+50℃
	Ts/Storage Temperature	-25....+90℃
	Tc/Enclosure Temperature	90℃
	Humidity	10%....90%RH
	Atmosphere	86-108KPa
Construction	Connection Method	Wire
	Installation	Built-in installation
	Dimension	64.5*40*23mm (L*W*H)
Standards	Certification	CE/ENEC/SAA/UKCA/EAC
	Safety Standards	EN61347-1:2015/A1:2021; EN61347-2-13:2014/A1:2017; EN62384:2006/A1:2009; AS 61347.2.13:2018; AS/NZS61347.1:2016; IEC 61347-1:2015+A1:2017; IEC 61347-2-13:2014+A1:2016;
	EMC Standards	AS/NZS CISPR 15:2011; AS CISPR 15:2017 ; BS EN IEC 55015:2019+A11:2020; EN 61547:2009; BS EN IEC 61000-3-2:2019; BS EN 61000-3-3:2013+A1:2019;
	Performance	EN 62384
	Surge	L/N-Ground:1kV; L-N:0.5kV

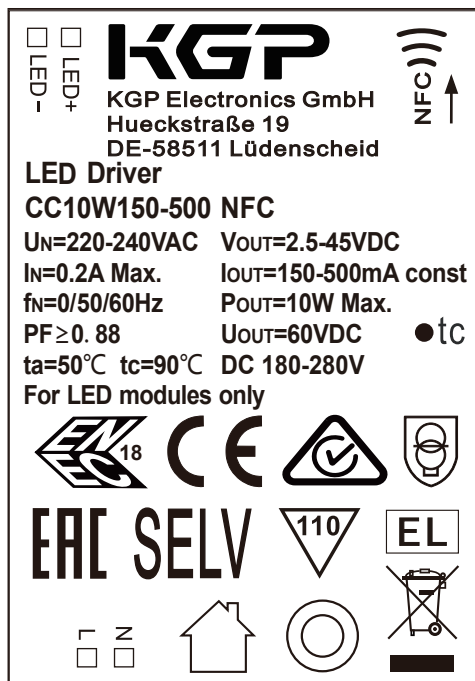
Others	RoHS	complied to 2011/65/EU
	Life Time	50000h Tc=90°C
		75000h Tc=85°C
		100000h Tc=80°C
Warranty	5years, F.R. <10000ppm	

Remark:

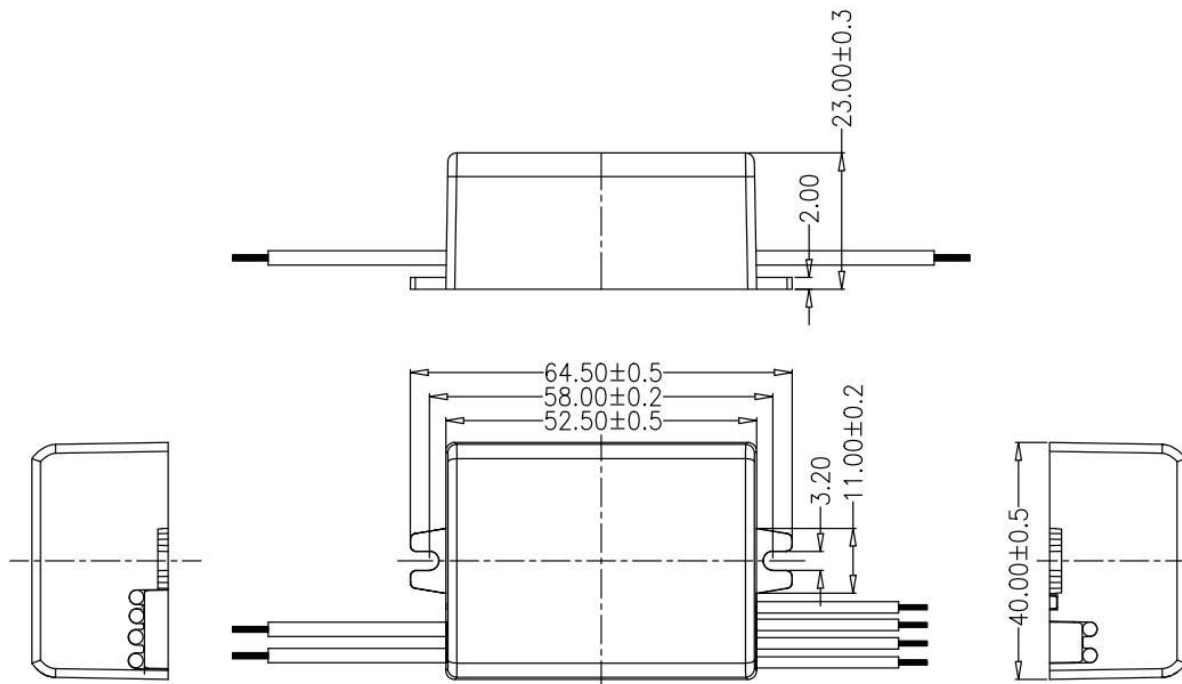
1.All Parameters, if not specified, are measured at 230VAC/50Hz and 25°C ambient temperature.

2.LED Driver is a component of the luminaires. Luminaires and wire layout will affect the EMC, please check the EMC with end products again.

2. Label



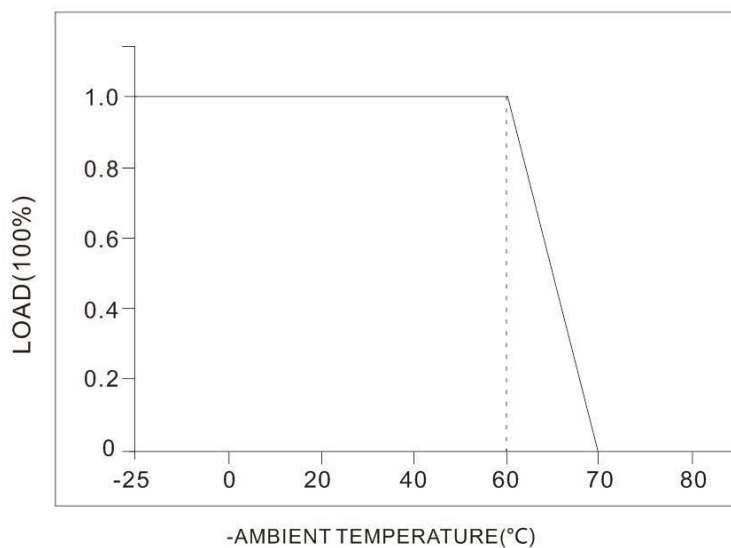
3. Dimension (Unit: mm)



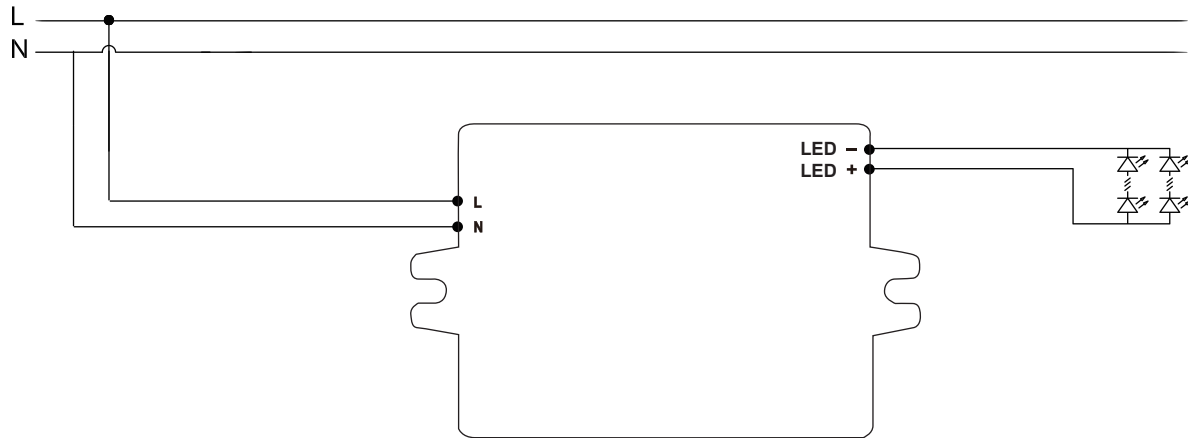
4. Packing information

Carton L*W*H(mm)	Pcs/Carton	Net weight/ Pcs(kg)	Net weight/ Carton(kg)	Gross weight / Carton(kg)
305*230*222	120	0.039	4.68	5.04

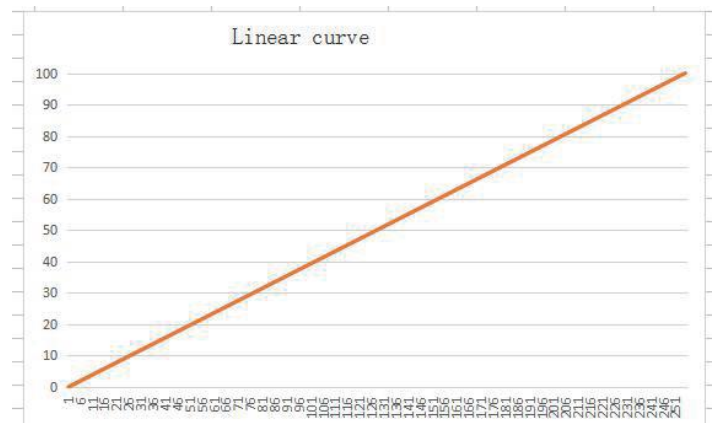
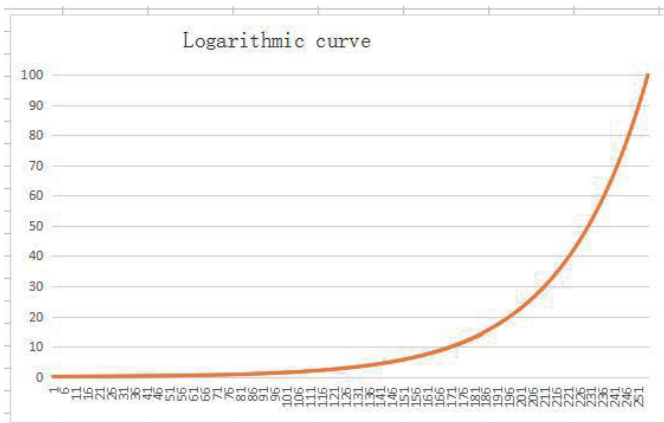
5. Derating



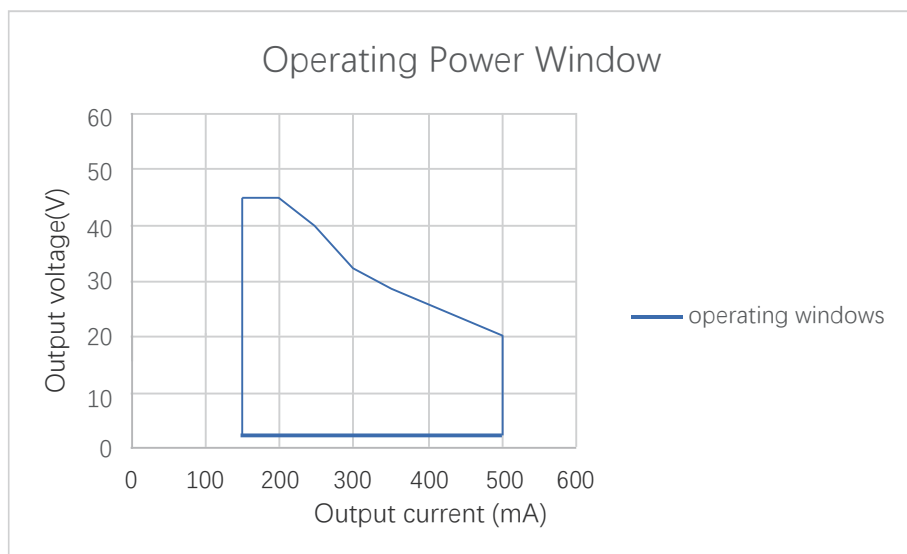
6. Wiring Diagram



7. Dimming curve



8. Output Power Window



9. NFC current setting:

T.B.D

10. REVISION HISTORY

Date	Revision	Remark