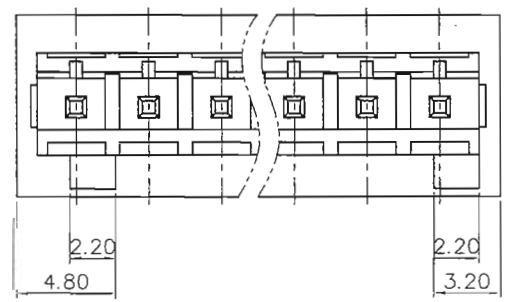
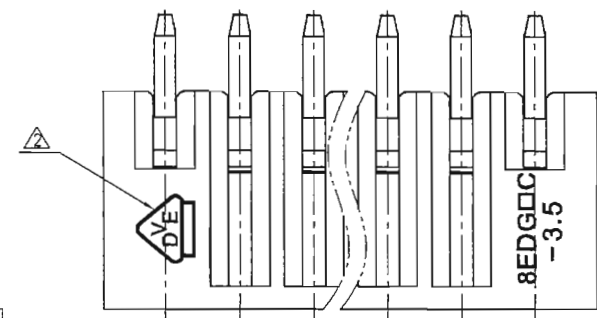
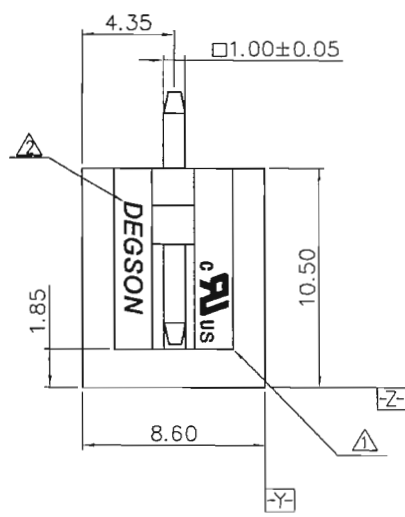
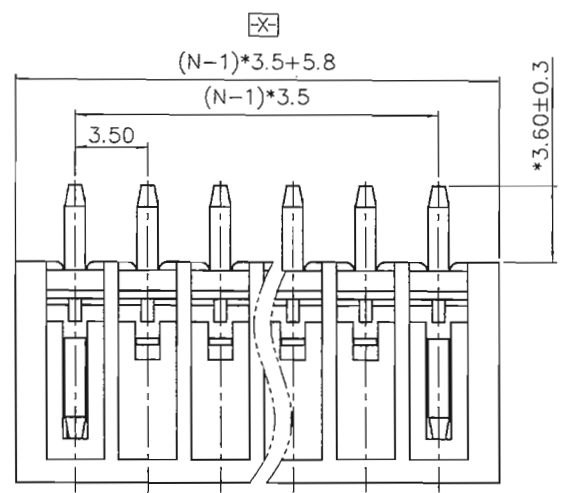
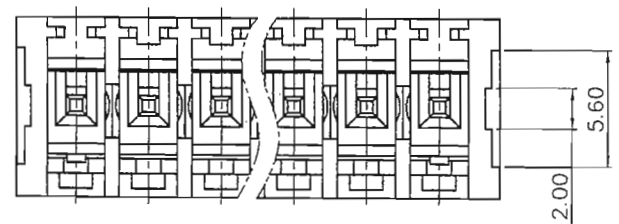


REVISION RECORD				
REV	ECN	DESCRIPTION	DRFT	DATE
△	10-0067	增加UL刻字和参数	GHY	04/10/10"
△	10-0337	修改DEGSON刻字位置及增加VDE认证标志	JinHai.Lan	09/08/10"
△	15-0077	修订技术参数	GYZ	02/28/15"

NOTES:  
 1. DIMENSION SHALL BE INTERPRETED PER ASME Y14.5-2009.  
 2. PITCH: 3.5MM, POLES: 2-24P  
 3. RATED VOLTAGE/CURRENT: UL 300V/10A  
 VDE 130V/10A  
 4. OPERATION TEMPERATURES: -40°C ~ +105°C  
 5. RATED IMPULSE VOLTAGE: 2.5KV  
 6. UNDIMENSIONED TOLERANCES:



PITCH RANGE IN MM		NOMINAL DIMENSION RANGE IN MM						
TO	OVER	TO	OVER	TO	OVER	TO	OVER	
6	10	10	24	30	60	100	150	150
±0.10	±0.15	±0.25	±0.20	±0.30	±0.50	±0.70	±1.00	0.05/10



ITEM	NAME OF PART	NO. OF PART	Q"TY	MATERIAL	NOTES
2	8EDGV-Pin header	1115B00010(H)	XX	Brass	Sn plated
1	8EDGR/VC-3.5-Housing	1115A41XXA(H)	1	PA66	UL94V-0

DETACHED LISTS	MM (INCH)		MATERIAL:		宁波德正电子有限公司	
	TOLERANCES EXCEPT AS NOTED		FINISH:		DEGSON® DEGSON ELECTRONICS CO., LTD	
	.X ±	.X' ±	PART NO.:		NAME:	
	.XX ±	.XX' ±	APPD: <i>Aaron 3/10/15</i>		TITLE: ASSEMBLY DRAWING	
.XXX ±	.XXX' ±	CHKD: <i>lex 3/10/15</i>		DRAWING NO.: 8EDGVC-3.5-E01		
ANGLES ± 1'		DRFT: LYK 10/19/07"		DO NOT SCALE DRAWING		REV 3
THIRD ANGLE PROJECTION				SCALE V/A		SHEET 1/1