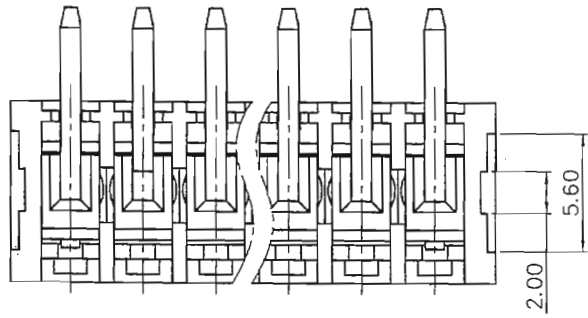


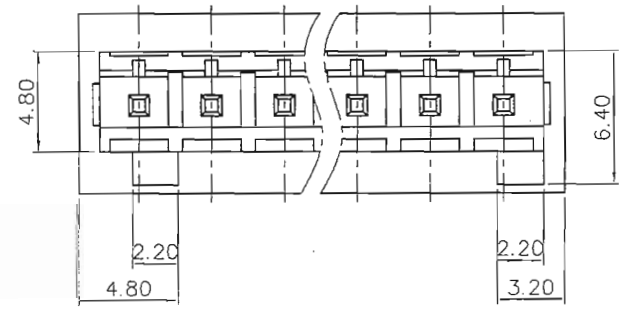
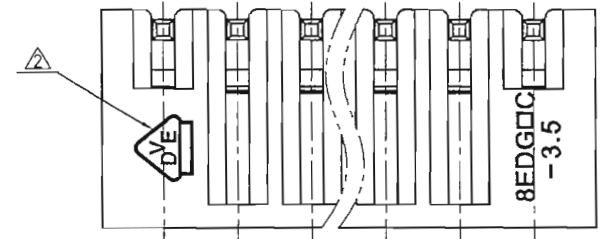
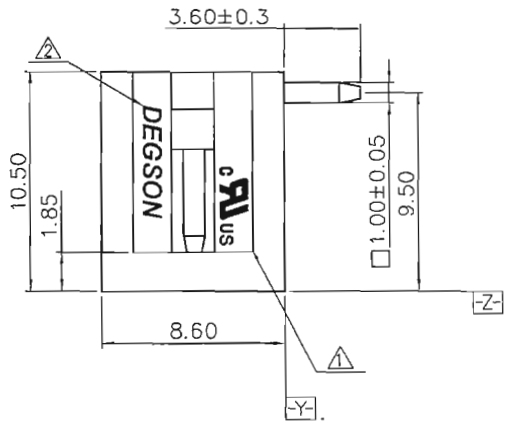
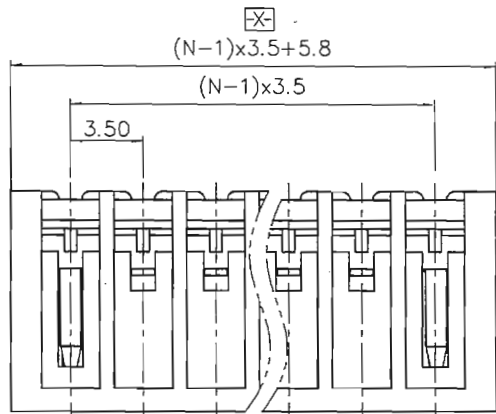
REVISION RECORD					
REV	ECN	DESCRIPTION	DRFT	DATE	
△	10-0067	增加UL刻字和参数	GHY	04/07/10"	
△	10-0337	修改DEGSON刻字位置及增加VDE认证标志	JinHaiLan	09/08/10"	
△	15-0077	修订技术参数	GYZ	02/28/15"	



(仅限内部使用, 对外无效)
2015.03.21

- NOTES:
1. DIMENSION SHALL BE INTERPRETED PER ASME Y14.5-2009.
 2. PITCH: 3.5MM , POLES: 2-24P
 3. RATED VOLTAGE/CURRENT: UL 300V/10A
△ VDE 130V/10A
 4. OPERATION TEMPERATURES: -40°C~+105°C
 5. RATED IMPULSE VOLTAGE: 2.5KV
 6. UNDIMENSIONED TOLERANCES:

PITCH RANGE IN MM		NOMINAL DIMENSION RANGE IN MM						
TO	OVER	TO	OVER	TO	OVER	TO	OVER	
6	10	10	24	30	60	100	150	150
±0.10	±0.15	±0.25	±0.20	±0.30	±0.50	±0.70	±1.00	0.05/10



ITEM	NAME OF PART	NO. OF PART	Q"TY	MATERIAL	NOTES
2	8EDGRC-PIN HEADER	1115B00020(H)	XX	Brass	Sn plated
1	8EDGR/VC-3.5-Housing	1115A41XXA(H)	1	PA66	UL94V-0

DETACHED LISTS	TOLERANCES EXCEPT AS NOTED		MATERIAL:		FINISH:		PART NO.:		NAME:		
	.X ±	.X' ±	DEGSON®		DEGSON ELECTRONICS CO., LTD		NAME:		8EDGRC-3.5-XXP-11-01A(H)		
	.XX ±	.XX' ±	APPD: Aaron 3/10/15		TITLE: ASSEMBLY DRAWING		CHKD: Yan 3/10/15		DRAWING NO.: 8EDGRC-3.5-E01		
	.XXX ±	.XXX' ±	THIRD ANGLE PROJECTION		DRFT: LYK 10/19/07"		DO NOT SCALE DRAWING		SCALE N/A		
ANGLES ± 1'		REV		REV		REV		REV		REV	
		1		1		1		1		1	