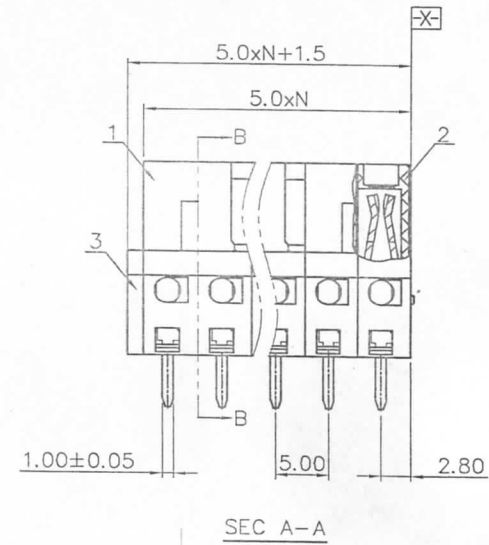
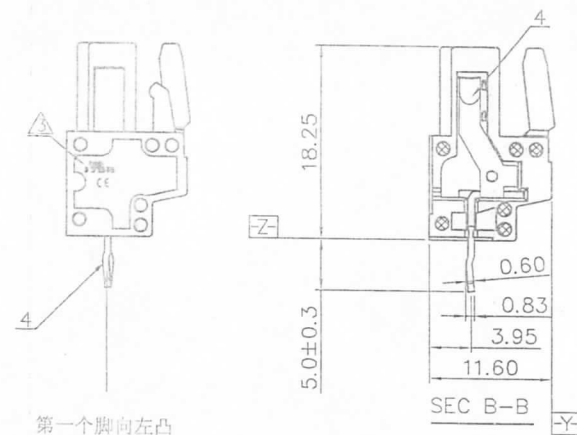
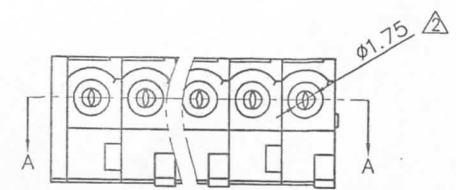
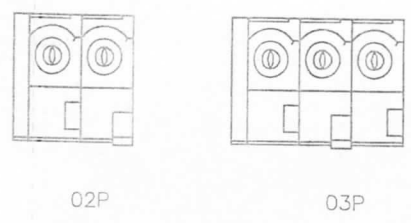
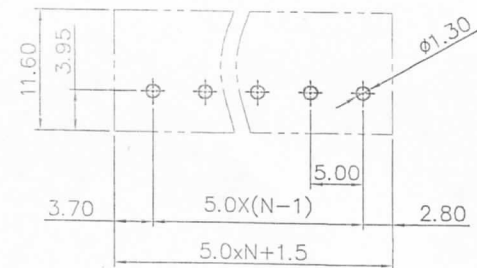


REVISION RECORD				
REV	ECN	DESCRIPTION	DRFT	DATE
△	12-0209	Erasure the mark on cover	CHEN	09/25/12
△	12-0234	The design is changed	JEX	11/12/12
△	12-0430	增加UL、CE刻字	GYZ	10/16/14



- NOTES:
- 1.DIMENSION SHALL BE INTERPRETED PER ASME Y14.5-2009.
 - 2.PITCH: 5.0MM ,POLES: 2-24P
 - 3.RATED VOLTAGE/CURRENT: UL 300V/15A IEC 320V/20A
 - 4.OPERATION TEMPERATURES: -40℃~+105℃
 - 5.RATED IMPULSE VOLTAGE: 4.0KV
 - 6.INSULATION RESISTANCE: 5000MΩ/DC1000V
 - 7.UNDIMENSIONED TOLERANCES:

第一个脚向左凸
The first pin will bulge to the left



焊脚组装好后打弯
Bending the pin-header after assembling

PITCH RANGE IN MM		NOMINAL DIMENSION RANGE IN MM					
TO	OVER	TO	OVER	TO	OVER	TO	OVER
6	10	10	15	15	20	20	25
10	15	15	20	20	25	25	30
±0.10		±0.15		±0.25		±0.20	
						±0.30	
						±0.50	
						±0.70	
						±1.00	
						0.05/10	

ITEM	NAME OF PART	NO. OF PART	QTY	MATERIAL	NOTES
2	BEDGA-5.0 Housing-2	1344A4101C(H)	1(X=2)	PA66	UL94V-0
1	BEDGA-5.0 Housing-1	1344A4101A(H)	1(X=2)	PA66	UL94V-0

MM (INCH)		MATERIAL:		NAME:	
TOLERANCES EXCEPT AS NOTED		FINISH:		DEGSON® 宁波高正电子有限公司 DEGSON ELECTRONICS CO., LTD	
.X ±	.X" ±	PART NO.:		NAME:	
.XX ±	.XX" ±	APPD: Aaron 11/20/14		TITLE: ASSEMBLY DRAWING	
.XXX ±	.XXX" ±	CHKD: Jex 11/9/14		DRAWING NO.: 8EDGB-5.0-E02	
ANGLES ± 1°		DRFT: YHG 11/10/14		REV T3	
THIRD ANGLE PROJECTION		DO NOT SCALE DRAWING		SCALE	SHEET
				1/1	1/1

4	8EDGB-5.0 Clamp	1344B00060(H)	XX	Copper	Tin plated
3	8EDGA-5.0 Cover	1344C4101A(H)	1	PA66	UL94V-0