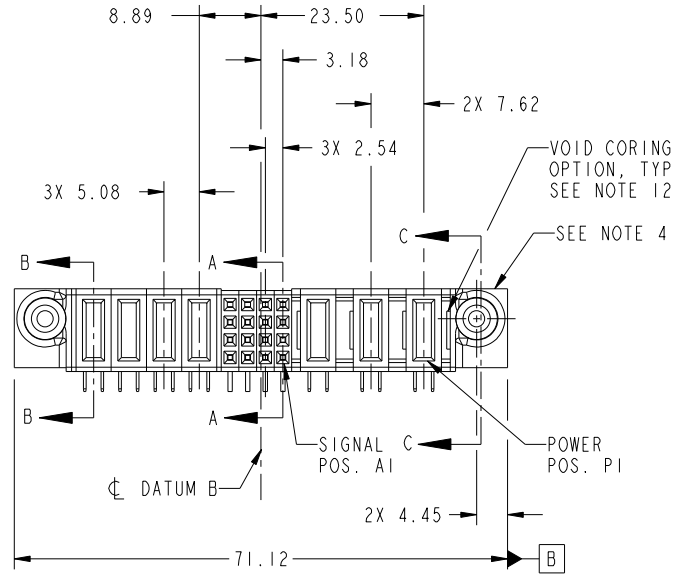
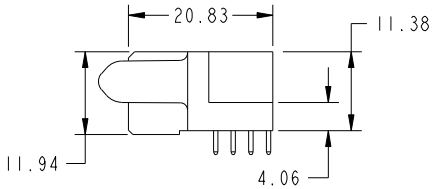
Tous droits strictement reserves. Reproduction ou communication a des tiers interdite sous quelque forme que ce soit sans autorisation ecrite du proprietaire.
Propriete de c FCI. Droits de reproduction FCI.

All rights strictly reserved. Reproduction or issue to third parties in any form whatever is not permitted without written authority from the proprietor.
Property of FCI. Copyright FCI.

PRODUCT NO.	ROWS	POWER				SIGNAL				POWER			
		E2	P7	P6	P5	P4	4	3	2	1	P3	P2	P1	E1
51915-184__ NOTE 3	D C B A		PC	PC	PC	PC	H G F E	H G F E	H G F E	H G F E	PC	PA	PC	





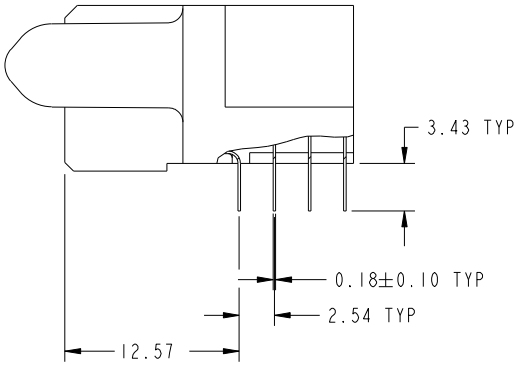
CODE	DIM "M" MATING LENGTH	CONTACT TYPE
PC	[2.34]	POWER
H	[N/A]	SIGNAL
G	[N/A]	SIGNAL
F	[N/A]	SIGNAL
E	[N/A]	SIGNAL
PA	[1.07]	POWER

| | | | |

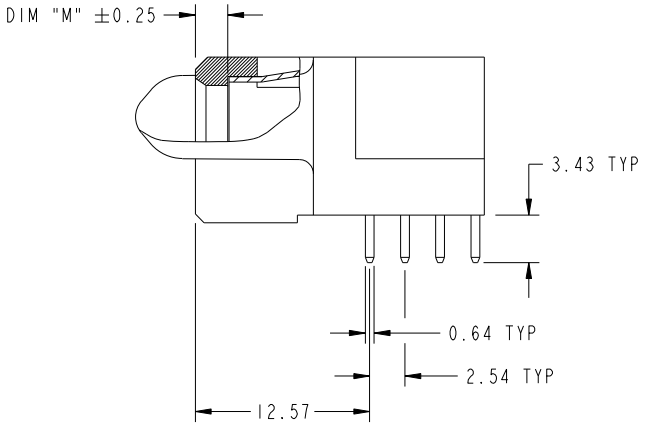
Tous droits strictement reserves. Reproduction ou communication a des tiers interdite sous quelque forme que ce soit sans autorisation ecrite du propietaire.
Propriete de c FCI. Droits de reproduction FCI.

All rights strictly reserved. Reproduction or issue to third parties in any form whatever is not permitted without written authority from the proprietor.
Property of FCI. Copyright FCI.

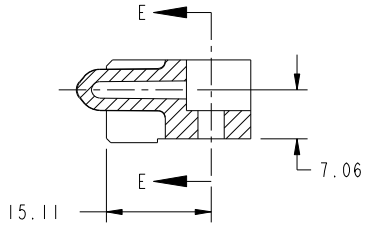
PRODUCT NUMBER
51915-184__ NOTE 3



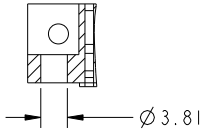
BROKEN-OUT SECTION A-A
SCALE 2:1



BROKEN-OUT SECTION B-B
SCALE 2:1



SECTION C-C



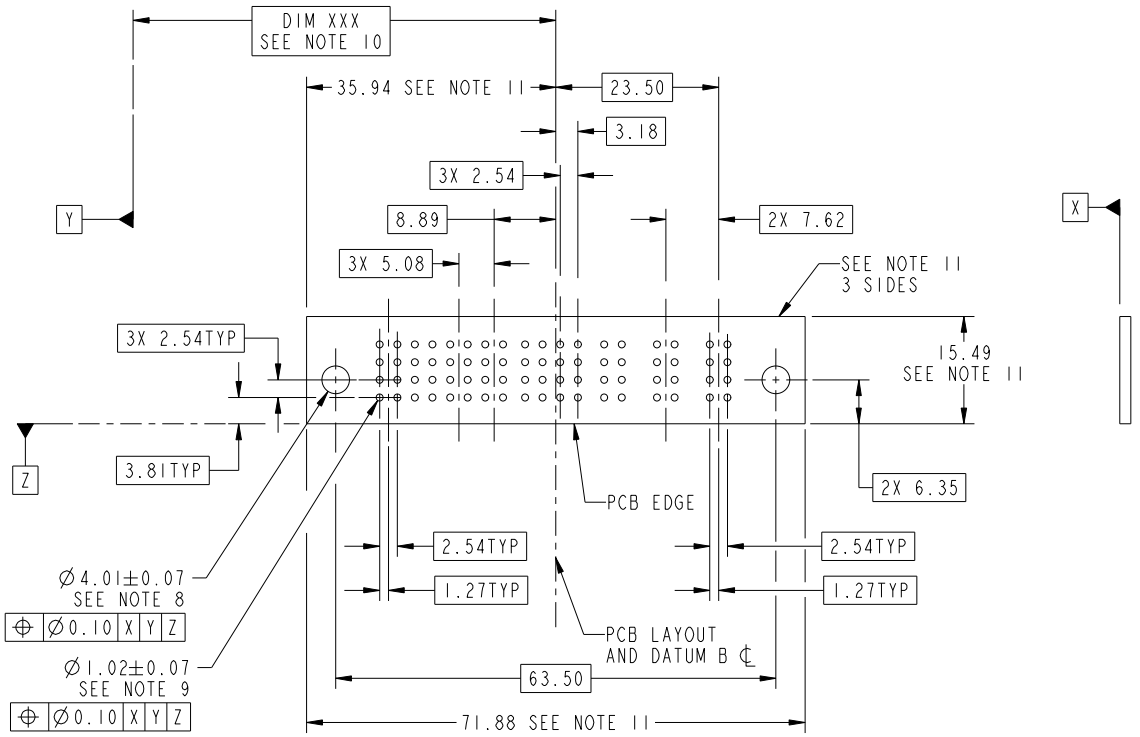
PARTIAL SECTION E-E

| | | |

Tous droits strictement reserves. Reproduction ou communication a des tiers interdite sous quelque forme que ce soit sans autorisation ecrite du proprietaire.
Propriete de c FCI. Droits de reproduction FCI.

All rights strictly reserved. Reproduction or issue to third parties in any form whatever is not permitted without written authority from the proprietor.
Property of FCI. Copyright FCI.

PRODUCT NUMBER
51915-184__ NOTE 3



RECOMMENDED PCB LAYOUT

ltr	ecn no.	dr	date
A			

mat'l code	SEE NOTE	tolerances unless otherwise specified	CUSTOMER
linear	0.X ±0.5		COPY
	0.XX ±0.25		
	0.XXX ±0.1		
angles	0° ±2°		
dr	Warren Du	12/02/08	
engr	Warren Du	12/02/08	
chr	Gary Hsieh	12/02/08	
appd	Joseph Hsia	12/02/08	
projection			
MM			
scale	1:1		

sheet	revision
index	sheet

FCI www.fciconnect.com

title: 3ACP + 16S + 4P R/A SOLDER RECEPTACLE

product family	PwrBlade	code	213
size	A	dwg no	51915-184
		sheet	3 of 4

cage code 22526

Pro/E

Tous droits strictement reserves. Reproduction ou communication a des tiers interdite sous quelque forme que ce soit sans autorisation ecrite du proprietaire.
Propriete de c FCI. Droits de reproduction FCI.

All rights strictly reserved. Reproduction or issue to third parties in any form whatever is not permitted without written authority from the proprietor.
Property of FCI. Copyright FCI.

PRODUCT NUMBER
51915-184__ NOTE 3

NOTES:

1. DIMENSIONS AND TOLERANCES ARE IN ACCORDANCE WITH ASME Y14.5M, 1994 UNLESS OTHERWISE SPECIFIED.

CONNECTOR NOTES:

(2.) HOUSING MATERIAL: UL 94 V-0 GLASS FILLED HIGH-TEMP THERMOPLASTIC
POWER CONTACT MATERIAL: COPPER ALLOY
SIGNAL PIN MATERIAL: COPPER ALLOY

3. SEE ITEM 5 & 6 IN PRINT 10064183 FOR PLATING SPEC OF 51915-184 AND 51915-184LF RESPECTIVELY.

(4.) MANUFACTURER'S NAME, P/N, AND DATE CODE TO APPEAR ON THIS SURFACE.

5. PRODUCT SPECIFICATION GS-12-149.
APPLICATION SPECIFICATION BUS-20-067.

6. PACKAGED IN TRAYS.

PCB NOTES:

7. ALL HOLE DIAMETERS ARE FINISHED HOLE SIZE.

(8.) MOUNTING HOLES, WHERE APPLICABLE, ARE UNPLATED.

(9.) Ø1.151±0.025 DRILLED HOLES PLATED WITH
0.008 MIN SnPb OR Sn OVER 0.03
TO 0.08 Cu PLATING TO ACHIEVE
Ø1.02±.07 HOLE.

(10.) "DIM XXX" TO BE DETERMINED BY THE CUSTOMER.

(11.) CONNECTOR KEEP-OUT ZONE.

12. THE VOID CORING IN BETWEEN POWER MODULES, SIGNAL MODULES AND END MODULES ARE OPTIONAL AND THE SHAPE MAY BE DIFFERENT FOR OPTIMIZE THE MOLDING PROCESS. THE VOID CORING WILL NOT EFFECT TO PRODUCT FUNCTION.

| | | |